

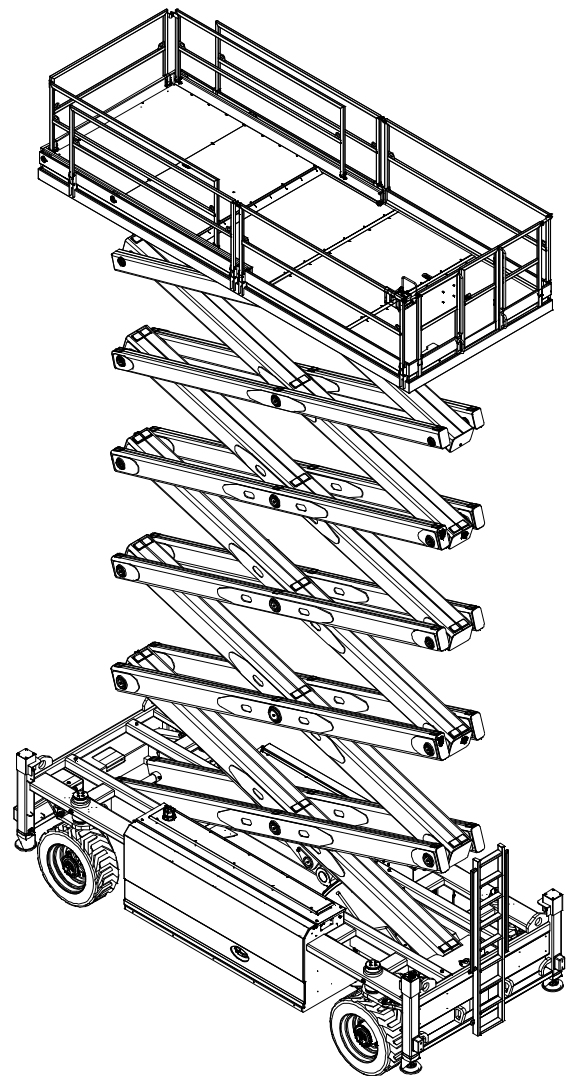
DINGLI

Exceed · New Height

Parts Manual

JCPT3225DC

From SN
JPD3214023B0121-JPD3214023B0520



CE

Part Number: SM012120129

Version Number: Rev1.2

August 2023 Printing

DINGLI

Foreword

We are very appreciated for your interesting with Dingli machine and choosing it for your application. Our priority above all is you can use the machine safely for your application and you can benefit from the Dingli machine mostly. For these reason we hope you can:

1. Comply with employer, job site and local governmental rules.
2. Safeguard your commitment to quality by always using genuine Dingli spare parts. Remember, Dingli cannot accept responsibility for the failure of a separator equipped with non-original spare parts. We guarantee the quality and reliability of our products.
3. All sketch maps of parts shown in this manual are for reference only, it is the practical that counts. This manual includes all the latest information up to the date when it was printed. All responsibilities for the revision and explanation of the manual rest with the Dingli. We also preserve the right to edit the technology characteristic and content of the manual.
4. Anyone who read the manual or used the machine, is encouraged to notify Dingli Machinery Co, Ltd of any errors or send in suggestions for improvement. All communications will be carefully considered for future printings of this and other manuals, certainly if you have any question about the machine, please contact with our team by dialing technical support phone, sending email, or any methods you want, etc. Our contact information as bellow:

If you are in China Mainland, Please contact with:

Zhejiang Dingli Machinery Co.,Ltd. Domestic Office:

Phone: +86 572 8681766
Fax: +86 572 8681700
Email: sales@cndingli.com

If you are out of the China Mainland, Please contact with:

Zhejiang Dingli Machinery Co.,Ltd. International Office:

Phone: +86 572 8681688
Fax: +86 572 8681690
Email: export@cndingli.com

Table of Contents

Section 1 Chassis

101.1	Steer Linkage and Wheels Installation	2
102.1	Steer Linkage and Wheels Assembly.....	4
103.1	Right Tray Door Installation	7
104.1	Right Tray Assembly.....	9
105.1	Charger Assembly	12
106.1	Motor Controller Assembly 1	13
107.1	Motor Controller Assembly 2	15
108.1	Left Tray Door Installation.....	16
109.1	Left Tray Assembly	18
110.1	Pump Motor Assembly.....	21
111.1	Function Manifold Assembly	23
112.1	High Pressure Line Filter Assembly	25
113.1	Motor Controller Assembly 4	26
114.1	Hydraulic Tank Assembly.....	27
115.1	Manual Pump Assembly	30
116.1	Motor Controller Assembly 3	31
117.1	Ground Control Installation	33
118.1	Ground Control Box Assembly	34
119.1	Outriggers Assembly.....	37
120.1	Ladder and Chassis Accessory Installation.....	40
121.1	Outrigger Plate (Option)	43
122.1	Guardrail turning device	45

Section 2 Scissor

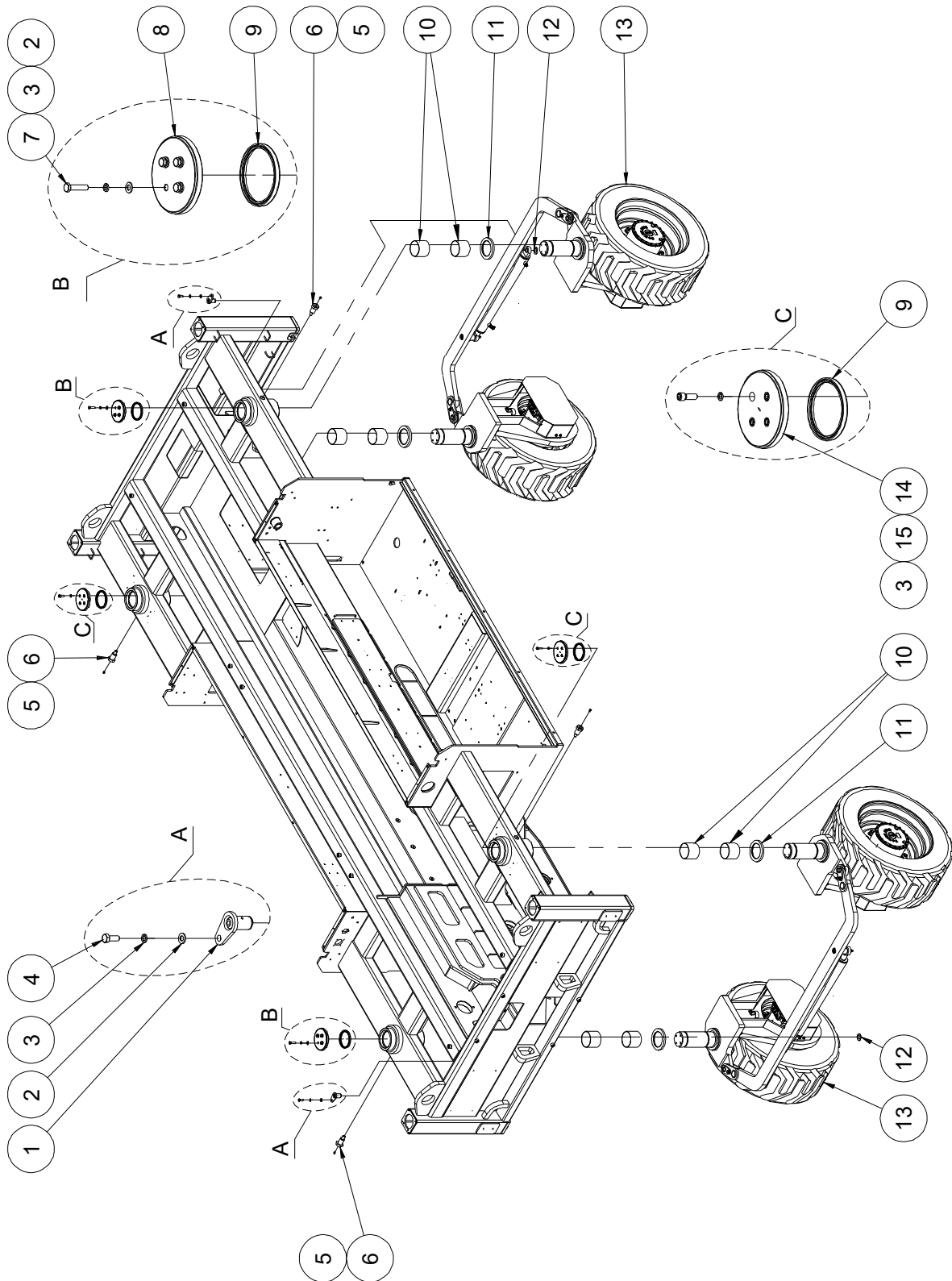
201.1	Scissor Arms Installation	48
202.1	Scissor Arm pin joint A	50
203.1	Scissor Arm pin joint B	51
204.1	Scissor Arm pin joint C	52
205.1	Scissor Arm pin joint D	53
206.1	Scissor Arm pin joint E	54
207.1	Scissor Arm pin joint F.....	55
208.1	Scissor Arm pin joint G	56
209.1	Scissor Arm pin joint H	57
210.1	Scissor Arm pin joint J.....	58

211.1	Scissor Arm pin joint K.....	59
212.1	Scissor Arm pin joint L.....	60
213.1	Scissor Arm pin joint M.....	61
214.1	Scissor Arm pin joint N.....	62
215.1	Platform Slider Assembly.....	63
216.1	Lift cylinder and Scissor Accessory Installation.....	64
217.1	Rotary Sensor Assembly.....	66
Section 3 Platform		
301.1	Main Platform Assembly.....	69
302.1	Platform Extension Assembly.....	72
303.1	Platform Control Box Assembly.....	74
304.1	Top Telescopic Cylinder Assembly.....	75
Section 4 Hydraulic System		
401.1	Lift Cylinder Assembly.....	78
402.1	Left Outrigger Cylinder Assembly.....	80
403.1	Right Outrigger Cylinder Assembly.....	82
404.1	Function Manifold.....	84
404.2	Function Manifold.....	86
405.1	Counterbalance Manifold Assembly.....	88
406.1	Hydraulic Hoses and Fittings.....	89
Section 5 Electrical System		
501.1	Electrical Harness.....	93
502.1	Power to Platform.....	96
Section 6 Decal		
601.1	Decals with Words.....	99
602.1	Decals with Symbols.....	104
Section 7 Automatic Lubrication Systems		
701.1	Automatic Lubrication Systems - Chassis Components.....	110
702.1	Automatic Lubrication Systems - Chassis Components.....	112
703.1	Cable Bridge Assembly 1.....	115
704.1	Cable Bridge Assembly 2.....	116
705.1	Automatic Lubrication Systems - Hoses and Fittings.....	117
706.1	Automatic Lubrication Systems - Scissor Arms Installation.....	121
707.1	Automatic Lubrication Systems - Scissor Arm pin joint A.....	123
708.1	Automatic Lubrication Systems - Scissor Arm pin joint B.....	124
709.1	Automatic Lubrication Systems - Scissor Arm pin joint C.....	125

710.1	Automatic Lubrication Systems - Scissor Arm pin joint D	126
711.1	Automatic Lubrication Systems - Scissor Arm pin joint E	127
712.1	Automatic Lubrication Systems - Scissor Arm pin joint F	128
713.1	Automatic Lubrication Systems - Scissor Arm pin joint G.....	129
714.1	Automatic Lubrication Systems - Scissor Arm pin joint H.....	130
715.1	Automatic Lubrication Systems - Scissor Arm pin joint J.....	131
716.1	Automatic Lubrication Systems - Scissor Arm pin joint K.....	132
717.1	Automatic Lubrication Systems - Scissor Arm pin joint L.....	133
718.1	Automatic Lubrication Systems - Scissor Arm pin joint M.....	134
719.1	Automatic Lubrication Systems - Scissor Arm pin joint N.....	135
720.1	Automatic Lubrication Systems - Lift cylinder and Scissor Accessory Installation	136

Section 1 Chassis

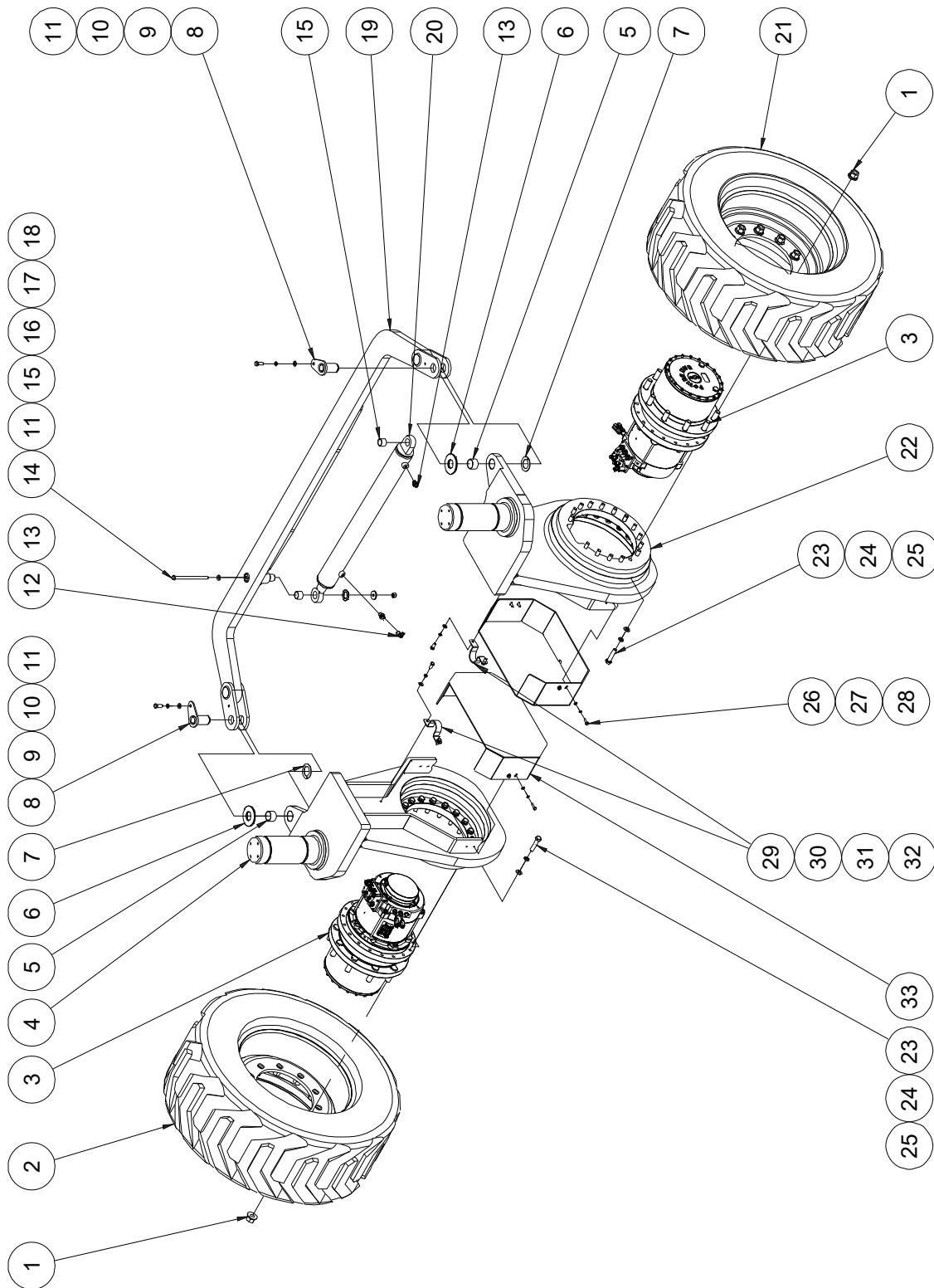
101.1 Steer Linkage and Wheels Installation



101.1 Steer Linkage and Wheels Installation

Item	Part No.	Description	Qty.
1	10010151	Pin	2
2	00000814	Washer GB/T 97.1 12	16
3	00000815	Washer GB/T 93 12	22
4	00002059	Bolt GB/T 5783 M12×30	6
5	00004483	Grease nipple GB/T 1152 M10×1	4
6	10020230	Pin	4
7	00001856	Bolt GB/T 5783 M12×50	8
8	10020129	Cover	2
9	00007841	Seal GB/T 13871.1 FB 120 140 12 III	4
10	00006146	8812-120125100A Bearing	8
11	10015696	Washer	4
12	00004610	8832-32 Bearing	2
13		Steer linkage and wheels assembly (refer to 102.1)	2
14	10018644	Cover	2
15	00006425	Screw GB/T 70.1 M12×35	8

102.1 Steer Linkage and Wheels Assembly



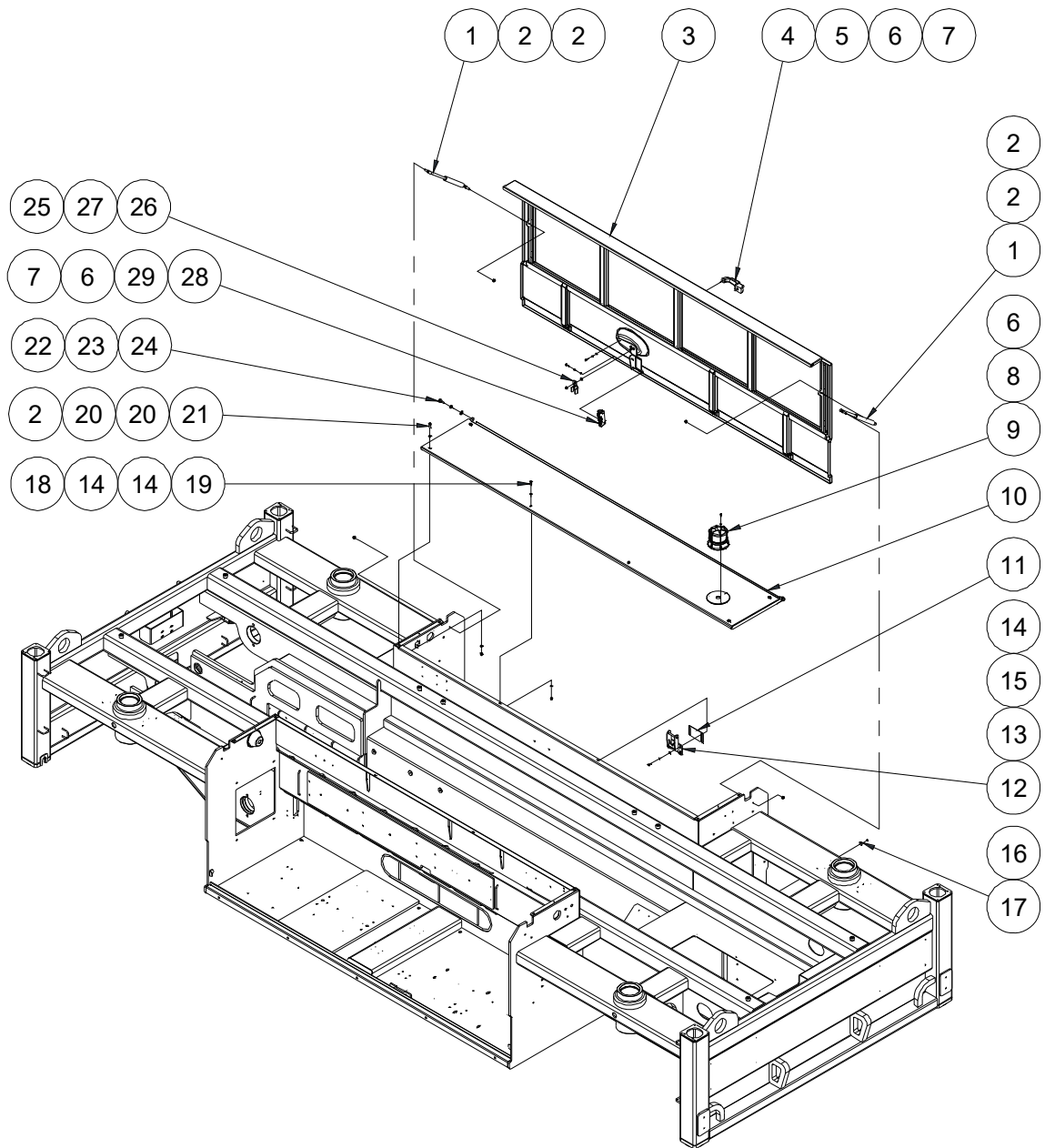
102.1 Steer Linkage and Wheels Assembly

Item	Part No.	Description	Qty.
1	00002650	M22×1.5 Nut	20
2	10020300	Wheel (black)	1
	10020489	Wheel (grey)	1
3	10019753	Drive motor assembly	2
--	00009019	Reducer	2
--	00009020	Motor	2
--	00009021	Brake	2
4	10020505	Steer yoke weldment	1
5	00000395	8812-404430 Bearing	3
6	10018510	Washer	2
7	00004779	8832-42 Bearing	2
8	10018511	Pin	2
9	00002059	Bolt GB/T 5783 M12×30	2
10	00000815	Washer GB/T 93 12	2
11	00000814	Washer GB/T 97.1 12	3
12	00001832	Elbow	1
13	00002921	Straight fitting	2
14	00008963	Bolt GB/T 5782 M12×180	1
15	00000376	8812-303425 Bearing	2
16	10013519	Washer	1
17	10010963	Washer	1
18	00001249	Nut GB/T 6182 M12	1
19	10020305	Tie rod weldment	1
20	10021116	Steer cylinder assembly (without seal kit)	1
--	00008942	Seal kit	1
21	10020304	Wheel (black)	1
	10020490	Wheel (grey)	1
22	10020512	Steer yoke weldment	1
23	00002748	Bolt GB/T 5782 M16×70	34

102.1 Steer Linkage and Wheels Assembly

Item	Part No.	Description	Qty.
24	00001035	Washer GB/T 93 16	34
25	00000997	Washer GB/T 97.1 16	34
26	00000993	Bolt GB/T 5783 M8×25	8
27	00000609	Washer GB/T 93 8	8
28	00000608	Washer GB/T 97.1 8	8
29	10014075	Clamp	1
30	00000678	Bolt GB/T 5783 M10×25	2
31	00000679	Washer GB/T 93 10	2
32	00000615	Washer GB/T 97.1 10	2
33	10020517	Cover	2

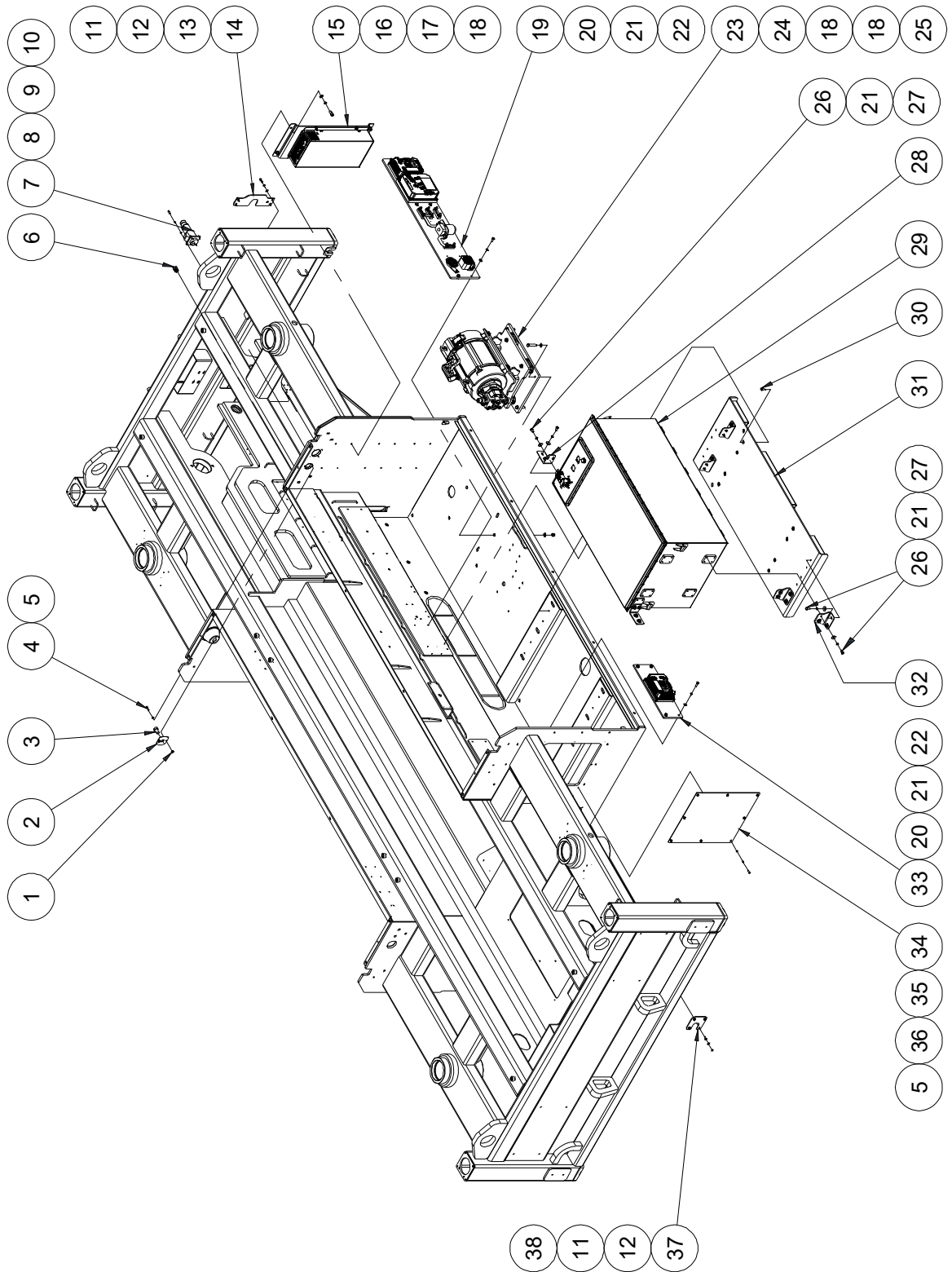
103.1 Right Tray Door Installation



103.1 Right Tray Door Installation

Item	Part No.	Description	Qty.
1	10018398	Gas shock	2
2	00000623	Nut GB/T 6182 M10	8
3	10020144	Right door	1
4	50000524	Handle	1
5	00000743	Bolt GB/T 5783 M6×20	3
6	00000621	Washer GB/T 93 6	8
7	00000620	Washer GB/T 97.1 6	5
8	00002029	Screw GB/T 70.1 M6×12	3
9	00004883	Beacon	1
10	10020161	Top panel	1
11	10010444	Washer	1
12	10010254	Lock clasp	1
13	00000875	Bolt GB/T 5783 M8×20	4
14	00000608	Washer GB/T 97.1 8	8
15	00000609	Washer GB/T 93 8	4
16	00002026	Screw GB/T 818 M4×10 - H	2
17	10000376	Bumper	2
18	00001163	Nut GB/T 6182 M8	2
19	00000993	Bolt GB/T 5783 M8×25	2
20	00000615	Washer GB/T 97.1 10	8
21	00000683	Bolt GB/T 5783 M10×30	4
22	00001043	Washer GB/T 97.1 14	2
23	00001258	Washer GB/T 93 14	2
24	10010215	Pin	2
25	50000479	Nut	1
26	10016135	Bracket	1
27	50000478	Threaded sleeve	1
28	10000481	Latch (left)	1
29	00000619	Bolt GB/T 5783 M6×25	2

104.1 Right Tray Assembly

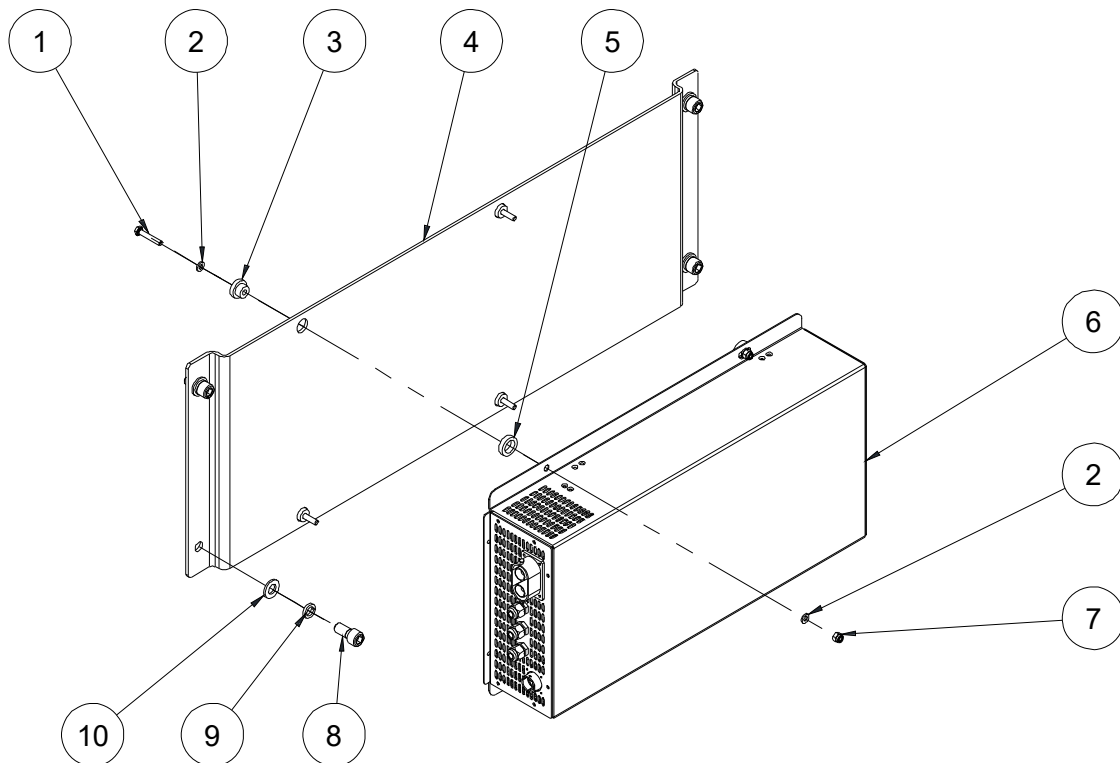


104.1 Right Tray Assembly

Item	Part No.	Description	Qty.
1	00002574	Nut GB/T 6183.1 M6	2
2	10017911	Plate	1
3	92100534	Indicator	1
4	00000775	Bolt GB/T 5783 M6×30	2
5	00000620	Washer GB/T 97.1 6	10
6	00005080	Water-proof joint M20	1
7	00008356	Plug (380VAC)	1
	00007742	Plug (220VAC)	1
8	00000817	Screw GB/T 70.1 M5×20	4
9	00000606	Washer GB/T 93 5	4
10	00000605	Washer GB/T 97.1 5	4
11	00000608	Washer GB/T 97.1 8	8
12	00000609	Washer GB/T 93 8	8
13	00001061	Screw GB/T 70.1 M8×20	4
14	10018688	Cover	1
15		Charger assembly (refer to 105.1)	1
16	00004170	Screw GB/T 70.1 M12×25	4
17	00000815	Washer GB/T 93 12	4
18	00000814	Washer GB/T 97.1 12	4
19		Motor controller assembly 1 (refer to 106.1)	1
20	00000678	Bolt GB/T 5783 M10×25	10
21	00000679	Washer GB/T 93 10	34
22	00000615	Washer GB/T 97.1 10	10
23		Pump motor assembly (refer to 110.1)	1
24	00002453	Bolt GB/T 5783 M12×60	4
25	00001249	Nut GB/T 6182 M12	4
26	00000674	Bolt GB/T 5783 M10×20	24
27	00001028	Washer GB/T 96.1 10	24
28	10018676	Locating plate	2

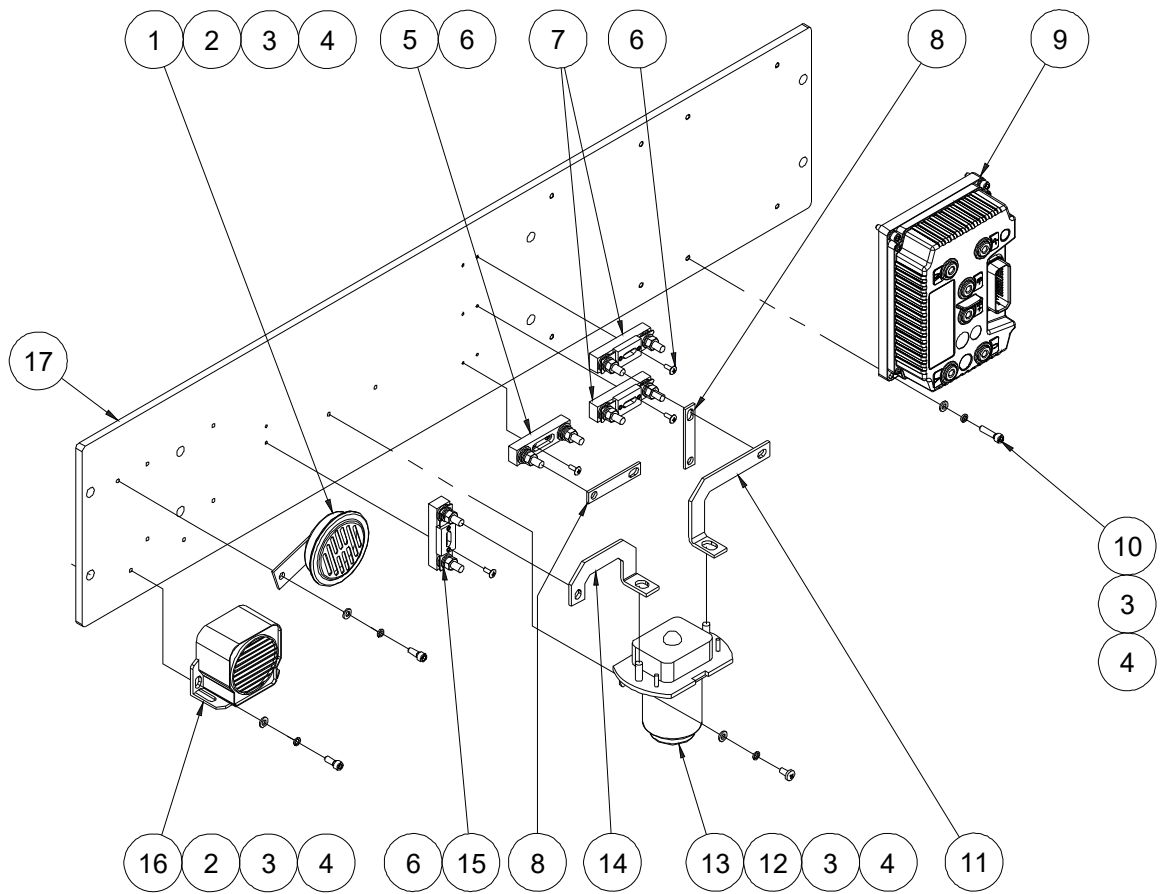
104.1 Right Tray Assembly

Item	Part No.	Description	Qty.
29	00008682	Battery	1
30	00000846	Screw GB/T 70.3 M10×25	8
31	10018668	Battery bracket weldment	1
32	10018672	Locating plate	4
33		Motor controller assembly 2 (refer to 107.1)	1
34	10019399	Cover	1
35	00000743	Bolt GB/T 5783 M6×20	8
36	00000621	Washer GB/T 93 6	8
37	10013282	Cover	1
38	00000875	Bolt GB/T 5783 M8×20	4

105.1 Charger Assembly**105.1 Charger Assembly**

Item	Part No.	Description	Qty.
1	00002895	Bolt GB/T 5783 M6×35	4
2	00000620	Washer GB/T 97.1 6	8
3	50002379	Nylon insulator	4
4	10018038	Charger bracket (380V)	1
	10015775	Charger bracket (220V)	1
5	50002380	Nylon insulator	4
6	00008241	Charger (380V)	1
	92100559	Charger (220V)	1
7	00001033	Nut GB/T 6182 M6	4
8	00004170	Screw GB/T 70.1 M12×25	4
9	00000815	Washer GB/T 93 12	4
10	00000814	Washer GB/T 97.1 12	4

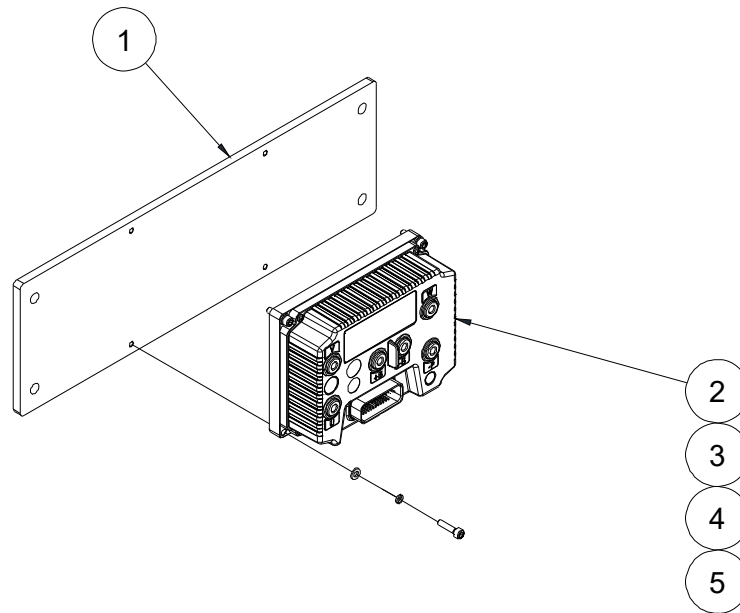
106.1 Motor Controller Assembly 1



106.1 Motor Controller Assembly 1

Item	Part No.	Description	Qty.
1	00002212	Horn	1
2	00000876	Screw GB/T 70.1 M6×16	3
3	00000621	Washer GB/T 93 6	9
4	00000620	Washer GB/T 97.1 6	9
5	00000757	Fuse seat	1
6	00001003	Screw GB/T 973 M4×12	8
7	00001031	350A Fuse assembly	2
--	00000758	350A Fuse	1
--	00000757	Fuse seat	1
8	50000099	Copper bar 3	2
9	00007941	Motor controller	1
10	00001034	Screw GB/T 70.1 M6×25	4
11	00008201	Terminal strip	1
12	00001060	Screw GB/T 818 M6×12 - H	2
13	00005407	DC Contactor	1
14	00008200	Terminal strip	1
15	00006265	600A Fuse assembly	1
--	00006266	600A Fuse	1
--	00000757	Fuse seat	1
16	00004438	Alarm	1
17	10018165	Mounting plate	1

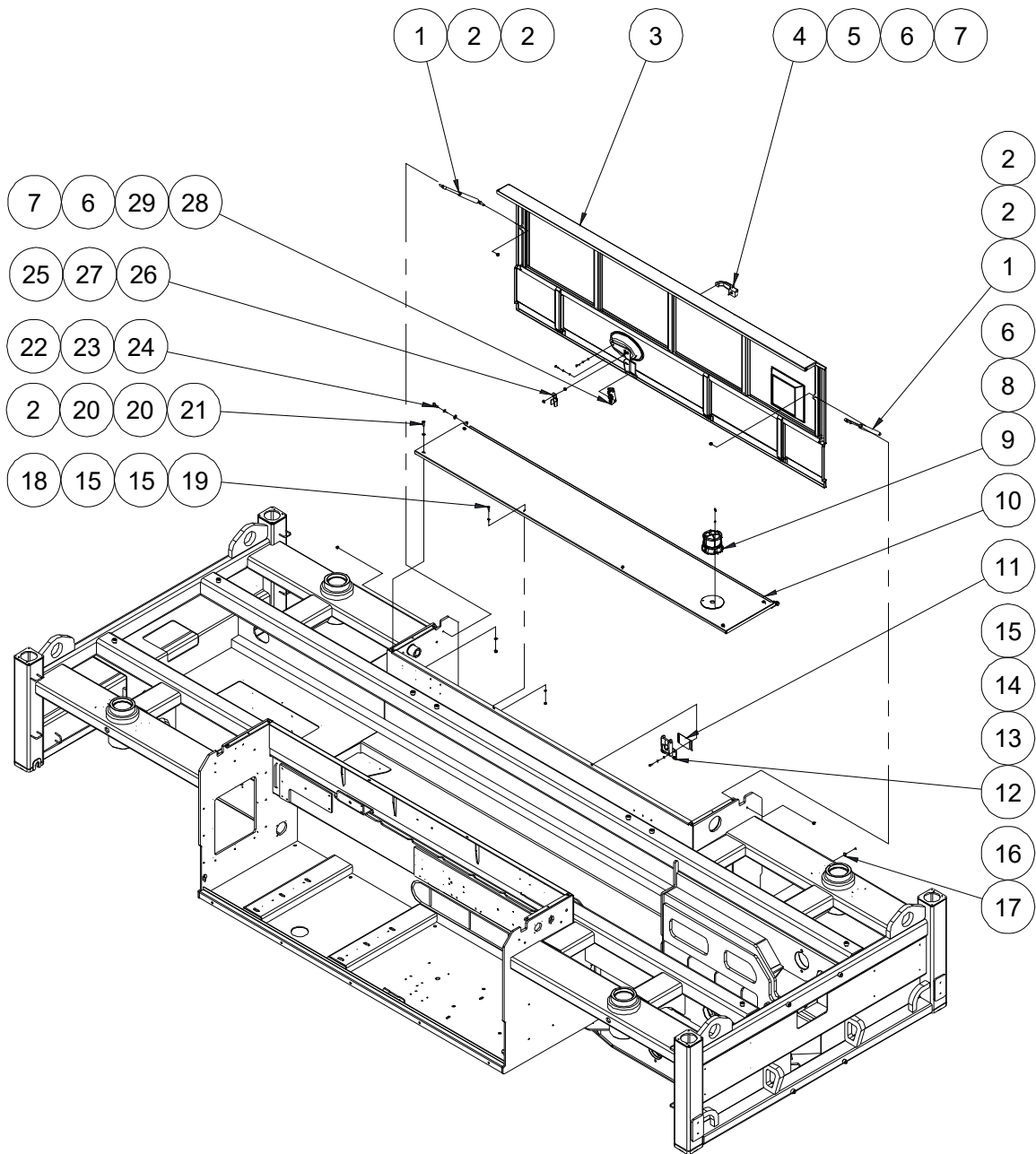
107.1 Motor Controller Assembly 2



107.1 Motor Controller Assembly 2

Item	Part No.	Description	Qty.
1	10018675	Mounting plate	1
2	00007941	Motor controller	1
3	00001034	Screw GB/T 70.1 M6×25	4
4	00000621	Washer GB/T 93 6	4
5	00000620	Washer GB/T 97.1 6	4

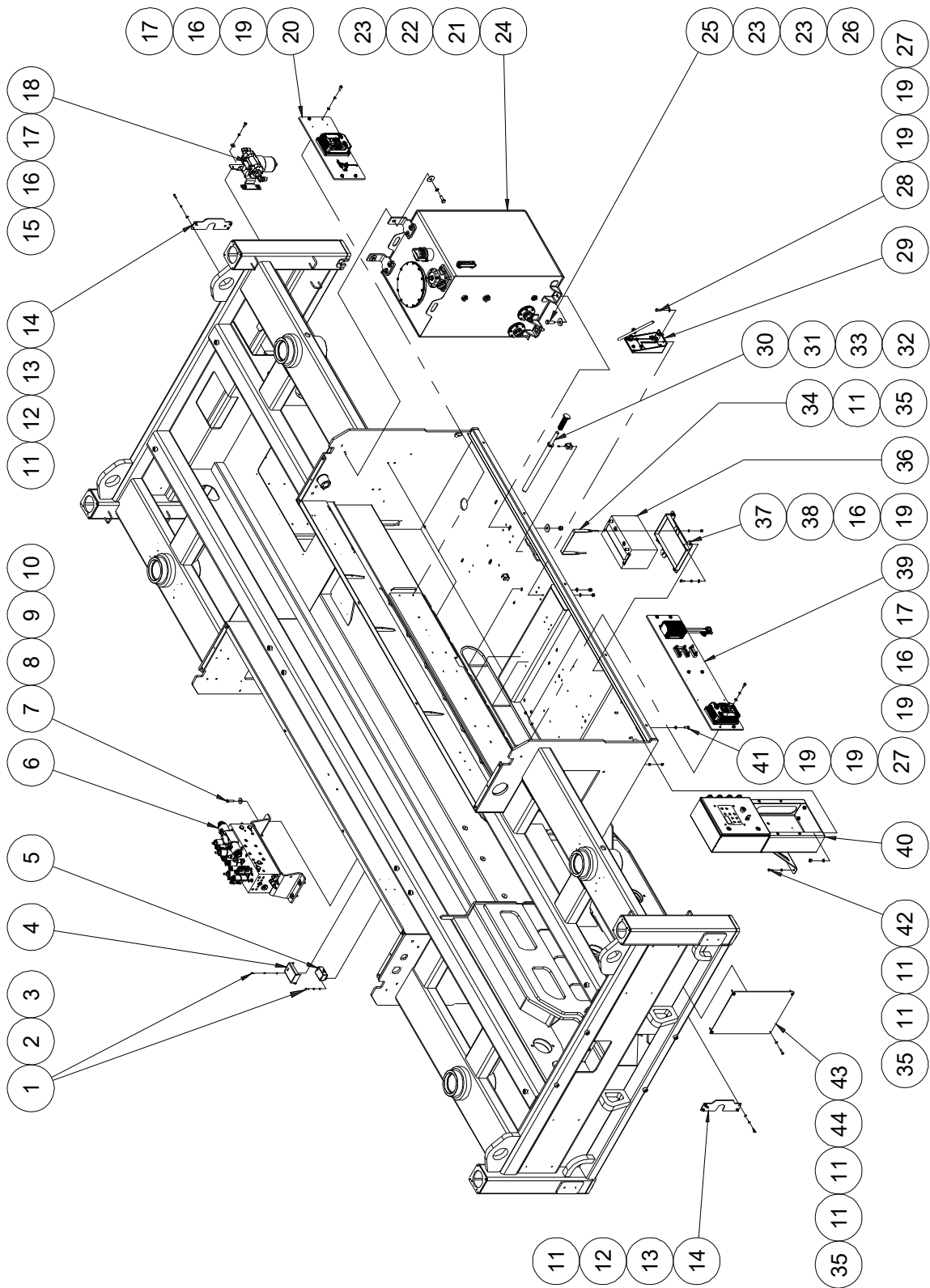
108.1 Left Tray Door Installation



108.1 Left Tray Door Installation

Item	Part No.	Description	Qty.
1	10018398	Gas shock	2
2	00000623	Nut GB/T 6182 M10	8
3	10020159	Left door	1
4	50000524	Handle	1
5	00000743	Bolt GB/T 5783 M6×20	3
6	00000621	Washer GB/T 93 6	8
7	00000620	Washer GB/T 97.1 6	5
8	00002029	Screw GB/T 70.1 M6×12	3
9	00004883	Beacon	1
10	10020161	Top panel	1
11	10010444	Washer	1
12	10010254	Lock clasp	1
13	00000875	Bolt GB/T 5783 M8×20	4
14	00000609	Washer GB/T 93 8	4
15	00000608	Washer GB/T 97.1 8	8
16	00002026	Screw GB/T 818 M4×10 - H	3
17	10000376	Bumper	2
18	00001163	Nut GB/T 6182 M8	2
19	00000993	Bolt GB/T 5783 M8×25	2
20	00000615	Washer GB/T 97.1 10	8
21	00000683	Bolt GB/T 5783 M10×30	4
22	00001043	Washer GB/T 97.1 14	2
23	00001258	Washer GB/T 93 14	2
24	10010215	Pin	2
25	50000479	Nut	1
26	10016135	Bracket	1
27	50000478	Threaded sleeve	1
28	10000481	Latch (left)	1
29	00000619	Bolt GB/T 5783 M6×25	2

109.1 Left Tray Assembly



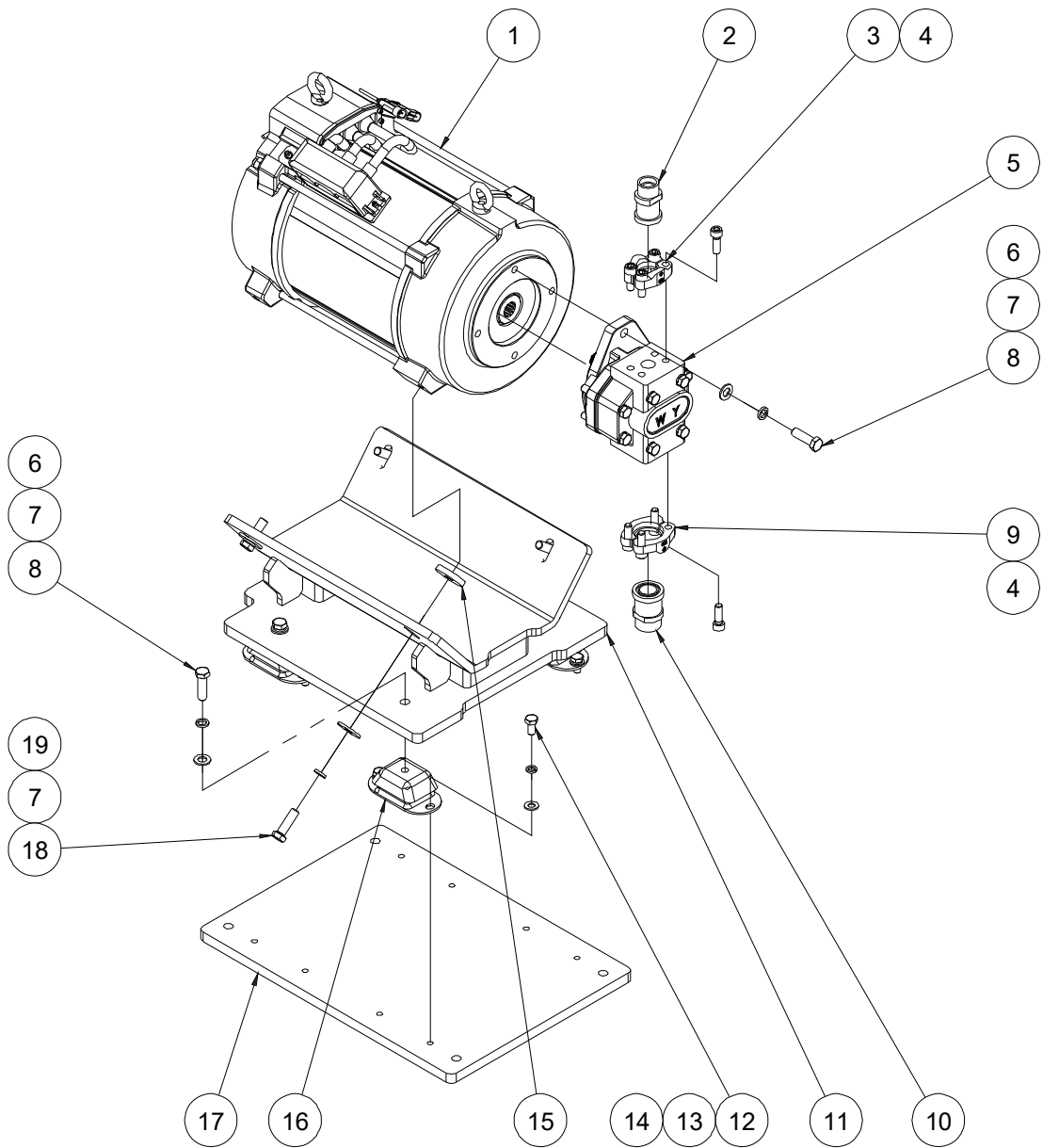
109.1 Left Tray Assembly

Item	Part No.	Description	Qty.
1	00001246	Screw GB/T 70.1 M5×16	8
2	00000606	Washer GB/T 93 5	10
3	00000605	Washer GB/T 97.1 5	6
4	10003942	Tilt sensor cover	1
5	00003962	Tilt sensor	1
6		Function manifold assembly (refer to 111.1)	1
7	00002452	Bolt GB/T 5783 M12×45	4
8	00002601	Washer GB/T 96.1 12	8
9	00000814	Washer GB/T 97.1 12	8
10	00001249	Nut GB/T 6182 M12	4
11	00000608	Washer GB/T 97.1 8	22
12	00000609	Washer GB/T 93 8	8
13	00001061	Screw GB/T 70.1 M8×20	8
14	10018688	Cover	2
15	00001028	Washer GB/T 96.1 10	4
16	00000679	Washer GB/T 93 10	26
17	00000678	Bolt GB/T 5783 M10×25	14
18		High pressure line filter assembly (refer to 112.1)	1
19	00000615	Washer GB/T 97.1 10	38
20		Motor controller assembly 4 (refer to 113.1)	1
21	00001161	Bolt GB/T 5783 M16×40	2
22	00001035	Washer GB/T 93 16	2
23	00003071	Washer GB/T 96.1 16	6
24		Hydraulic tank assembly (refer to 114.1)	1
25	00001036	Bolt GB/T 5783 M16×50	2
26	00001257	Nut GB/T 6182 M16	2
27	00000623	Nut GB/T 6182 M10	8
28	00000684	Bolt GB/T 5783 M10×35	8
29		Manual pump assembly (refer to 115.1)	1

109.1 Left Tray Assembly

Item	Part No.	Description	Qty.
30	10004795	Handle	1
31	10004798	Handle grip	1
32	00002002	Screw GB/T 70.1 M4×10	2
33	00001824	Clip 32	2
34	10004590	Battery strap	1
35	00001163	Nut GB/T 6182 M8	8
36	00002200	Battery	1
37	50005157	Battery box weldment	1
38	00000674	Bolt GB/T 5783 M10×20	4
39		Motor controller assembly 3 (refer to 116.1)	1
40		Ground control installation (refer to 117.1)	1
41	00000683	Bolt GB/T 5783 M10×30	8
42	00000993	Bolt GB/T 5783 M8×25	2
43	10020142	Cover	1
44	00002488	Bolt GB/T 5783 M8×35	4

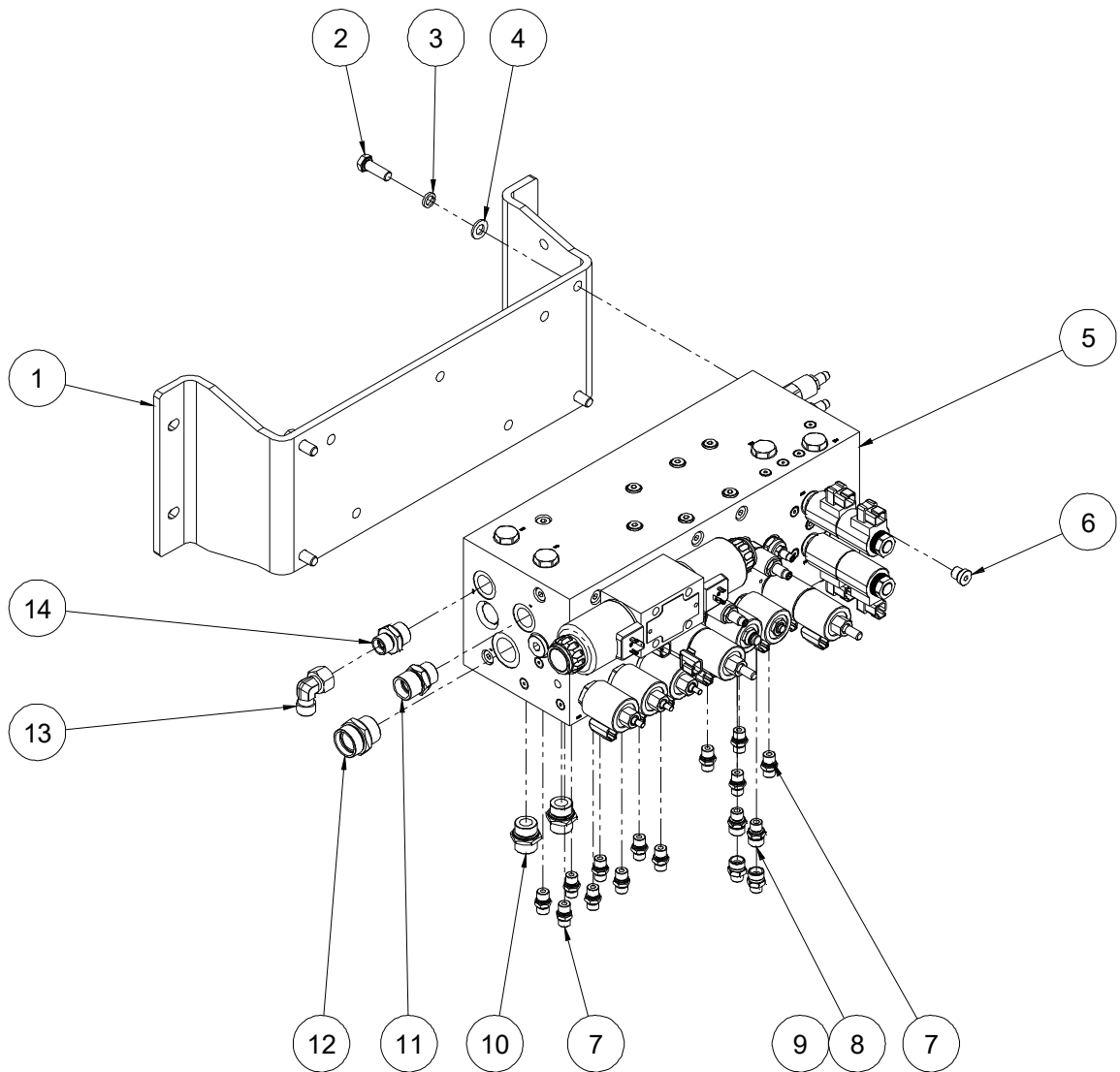
110.1 Pump Motor Assembly



110.1 Pump Motor Assembly

Item	Part No.	Description	Qty.
1	00009027	Motor	1
2	00006180	Flange adapter	1
3	90003625	Flange	1
4	00001059	Screw GB/T 70.1 M10×30	8
5	00009369	Pump	1
6	00000814	Washer GB/T 97.1 12	6
7	00000815	Washer GB/T 93 12	10
8	00001055	Bolt GB/T 5783 M12×40	6
9	00008472	Flange	1
10	00008473	Flange adapter	1
11	10020523	Motor bracket	1
12	00000674	Bolt GB/T 5783 M10×20	8
13	00000679	Washer GB/T 93 10	8
14	00000615	Washer GB/T 97.1 10	8
15	10020528	Space	1
16	92100536	Absorber	4
17	10020835	Plate	1
18	00005011	Bolt GB/T 5786 M12×1.5×40	4
19	00002601	Washer GB/T 96.1 12	4

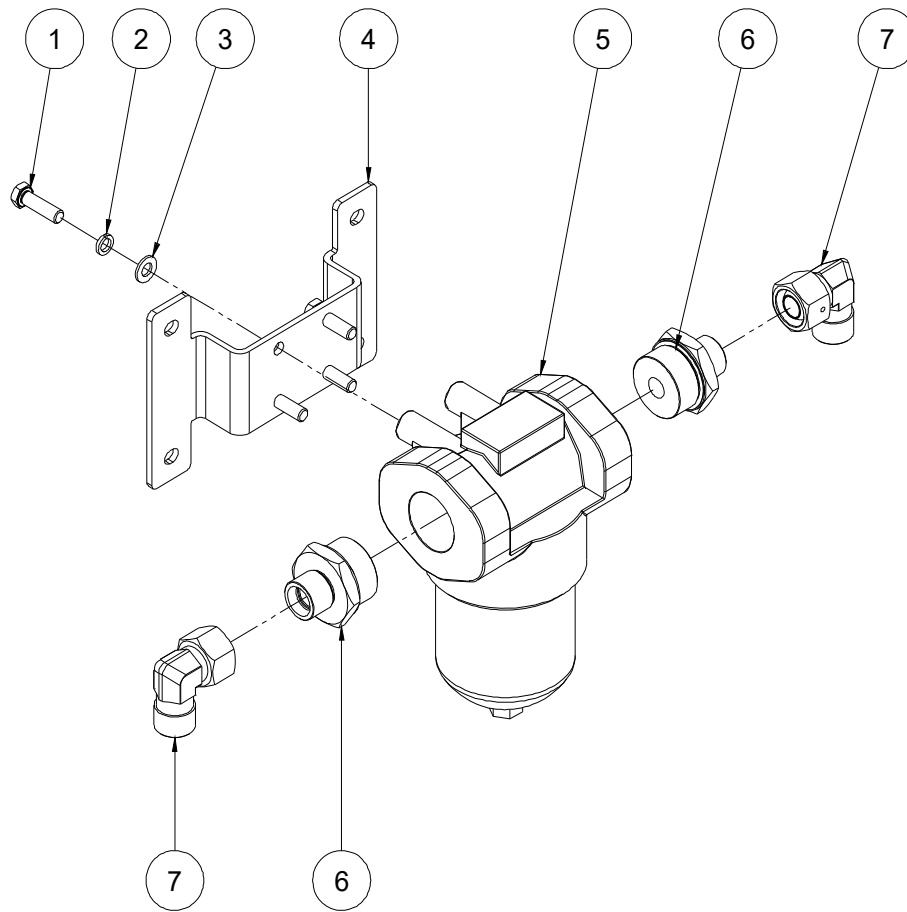
111.1 Function Manifold Assembly



111.1 Function Manifold Assembly

Item	Part No.	Description	Qty.
1	10018235	Bracket	1
2	00002046	Bolt GB/T 5783 M12×35	4
3	00000815	Washer GB/T 93 12	4
4	00000814	Washer GB/T 97.1 12	8
5	00007806	Function manifold (refer to 404.1)	1
6	00001073	Plug VST114×1.5ED	1
7	00001282	Straight fitting	12
8	00001261	Straight fitting	2
9	00009112	Straight fitting	2
10	00008469	Straight fitting	2
11	00004466	Straight fitting	1
12	00002071	Straight fitting	1
13	00001835	Elbow	1
14	00006556	Straight fitting	1

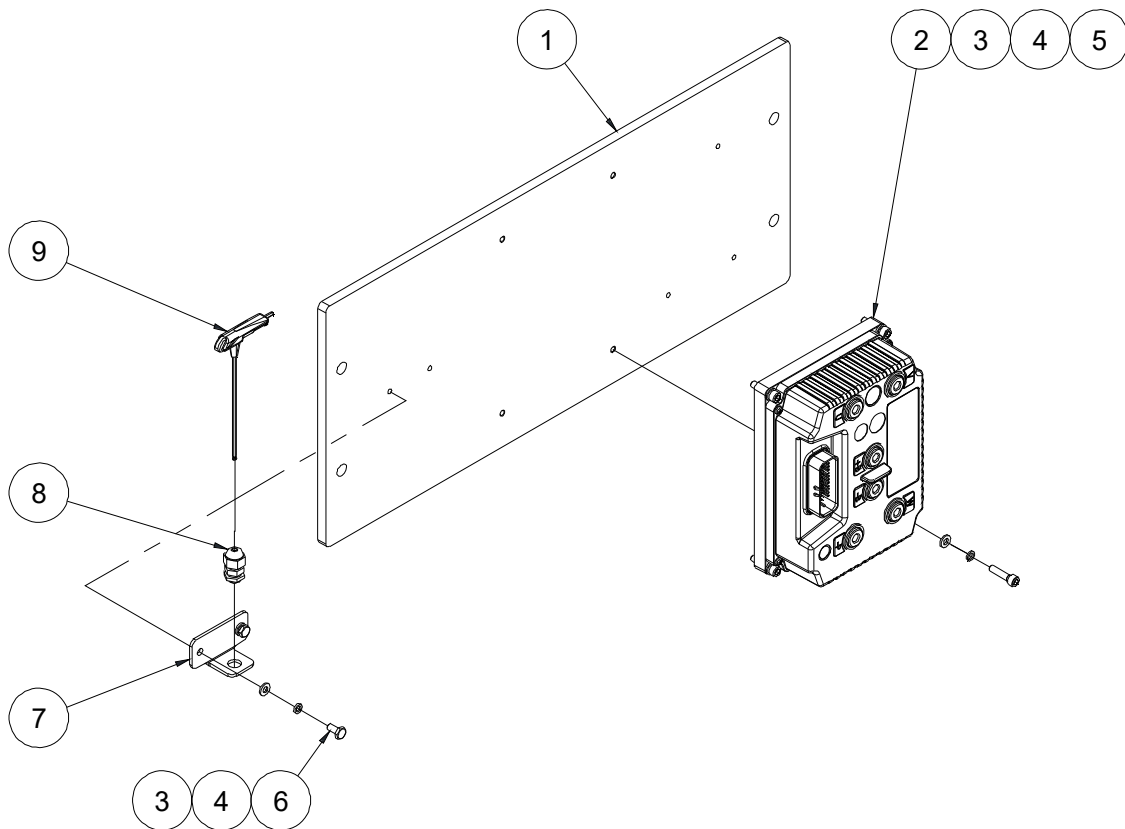
112.1 High Pressure Line Filter Assembly



112.1 High Pressure Line Filter Assembly

Item	Part No.	Description	Qty.
1	00000684	Bolt GB/T 5783 M10×35	4
2	00000679	Washer GB/T 93 10	4
3	00000615	Washer GB/T 97.1 10	4
4	10015671	Filter bracket	1
5	00001871	High pressure line filter	1
--	00004696	Filter element	1
6	00003963	Straight fitting	2
7	00001842	Elbow	2

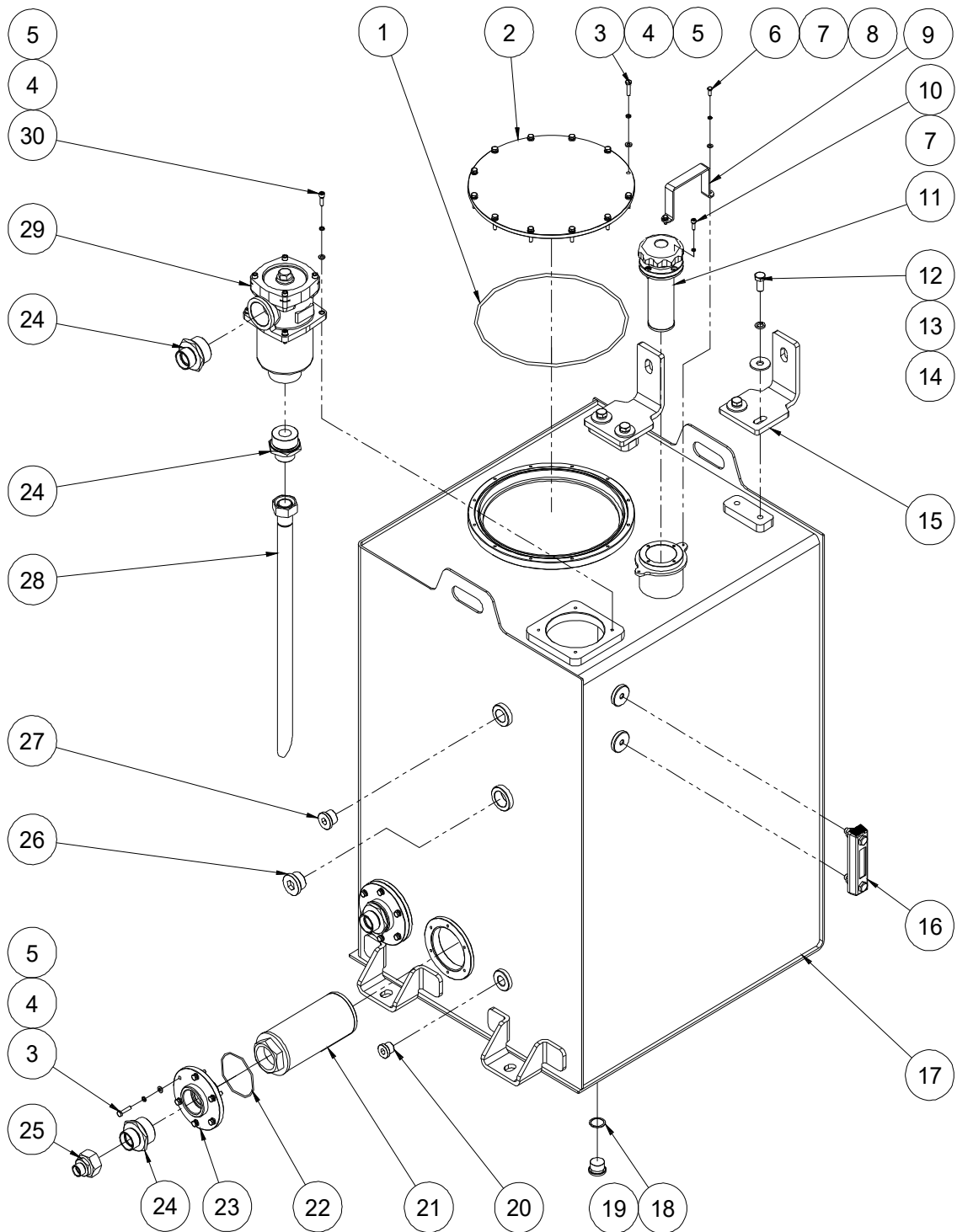
113.1 Motor Controller Assembly 4



113.1 Motor Controller Assembly 4

Item	Part No.	Description	Qty.
1	10018680	Mounting plate	1
2	00007941	Motor controller	1
3	00000620	Washer GB/T 97.1 6	6
4	00000621	Washer GB/T 93 6	6
5	00001034	Screw GB/T 70.1 M6×25	4
6	00000745	Bolt GB/T 5783 M6×12	2
7	10012522	Bracket	1
8	00001825	Water-proof joint M12	1
9	00006828	Wrench GB/T 5356-3	1

114.1 Hydraulic Tank Assembly



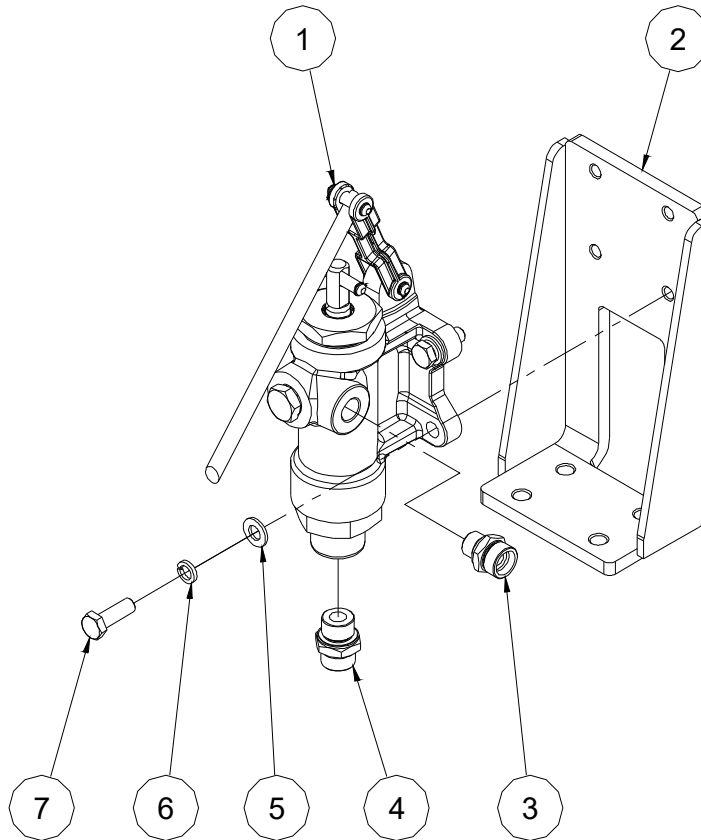
114.1 Hydraulic Tank Assembly

Item	Part No.	Description	Qty.
1	00004412	O-ring GB/T 3452.1-272×5.3	1
2	10011071	Cover weldment	1
3	00000619	Bolt GB/T 5783 M6×25	24
4	00000621	Washer GB/T 93 6	28
5	00000620	Washer GB/T 97.1 6	28
6	00002246	Bolt GB/T 5783 M5×12	2
7	00000606	Washer GB/T 93 5	6
8	00000605	Washer GB/T 97.1 5	2
9	10013558	Keeper bar	1
10	00001246	Screw GB/T 70.1 M5×16	4
11	00000520	Air cleaner	1
12	00000816	Bolt GB/T 5783 M12×25	4
13	00000815	Washer GB/T 93 12	4
14	00002601	Washer GB/T 96.1 12	4
15	10019593	Bracket	2
16	00001873	Level gauge	1
17	10018230	Hydraulic tank weldment	1
18	50000523	Washer	1
19	50000197	G3/4 Plug	1
20	00001076	Plug VSTI20×1.5ED	1
21	00001872	Suction filter	2
22	00001536	O-ring As568A 82.22×2.62	2
23	50001442	Flange	2
24	00003964	Straight fitting	4
25	00003844	Straight fitting	1
26	00001080	Plug VSTI33×2ED	1
27	00001078	Plug VSTI26×1.5ED	1
28	10011561	Pipe	1
29	00001869	Return filter	1

114.1 Hydraulic Tank Assembly

Item	Part No.	Description	Qty.
--	00004706	Filter element	1
30	00000774	Screw GB/T 70.1 M6×20	4

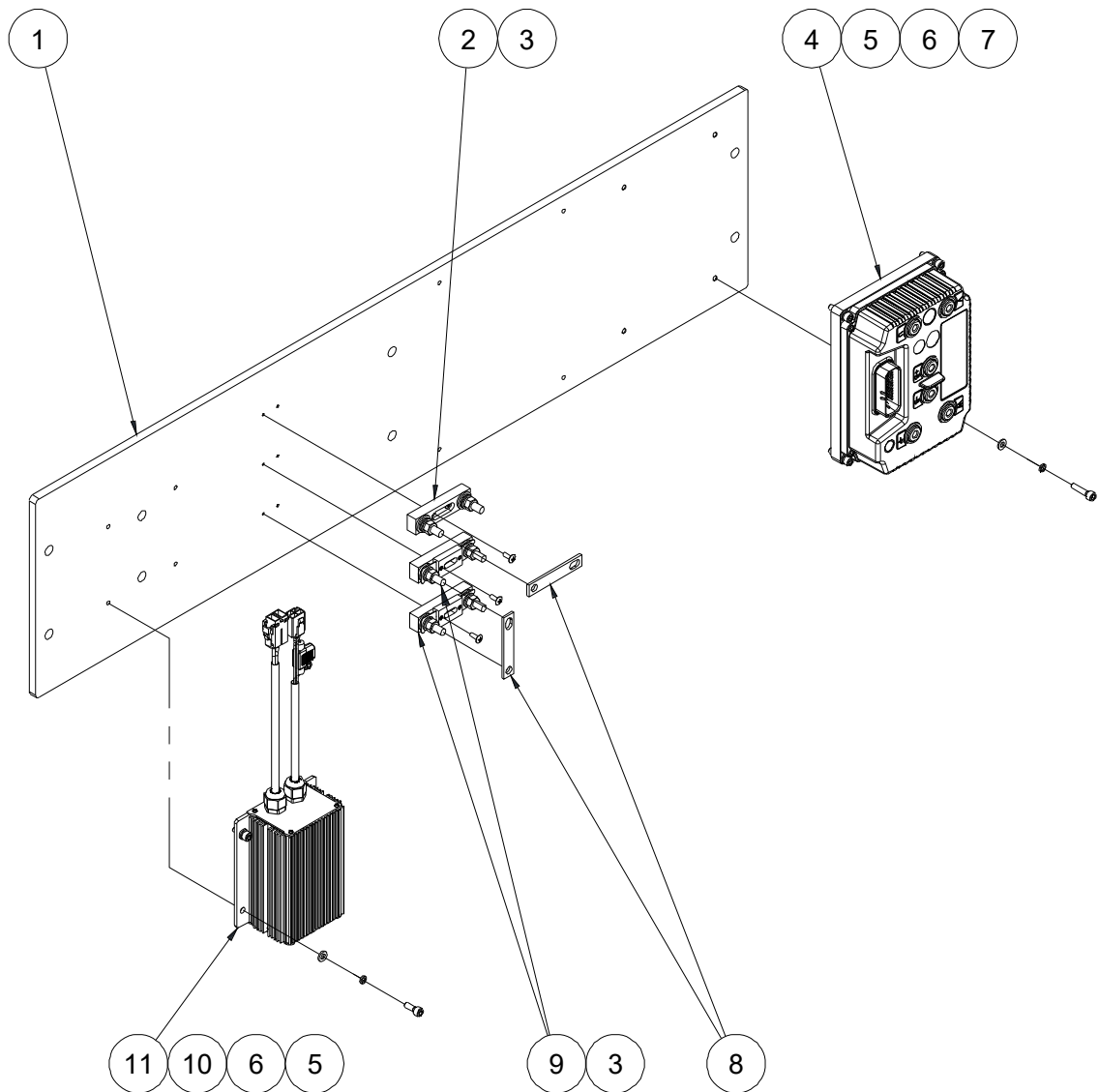
115.1 Manual Pump Assembly



115.1 Manual Pump Assembly

Item	Part No.	Description	Qty.
1	00000315	Manual pump	1
2	10004781	Manual pump bracket	1
3	00001507	Straight fitting	1
4	00001506	Straight fitting	1
5	00000615	Washer GB/T 97.1 10	4
6	00000679	Washer GB/T 93 10	4
7	00000683	Bolt GB/T 5783 M10×30	4

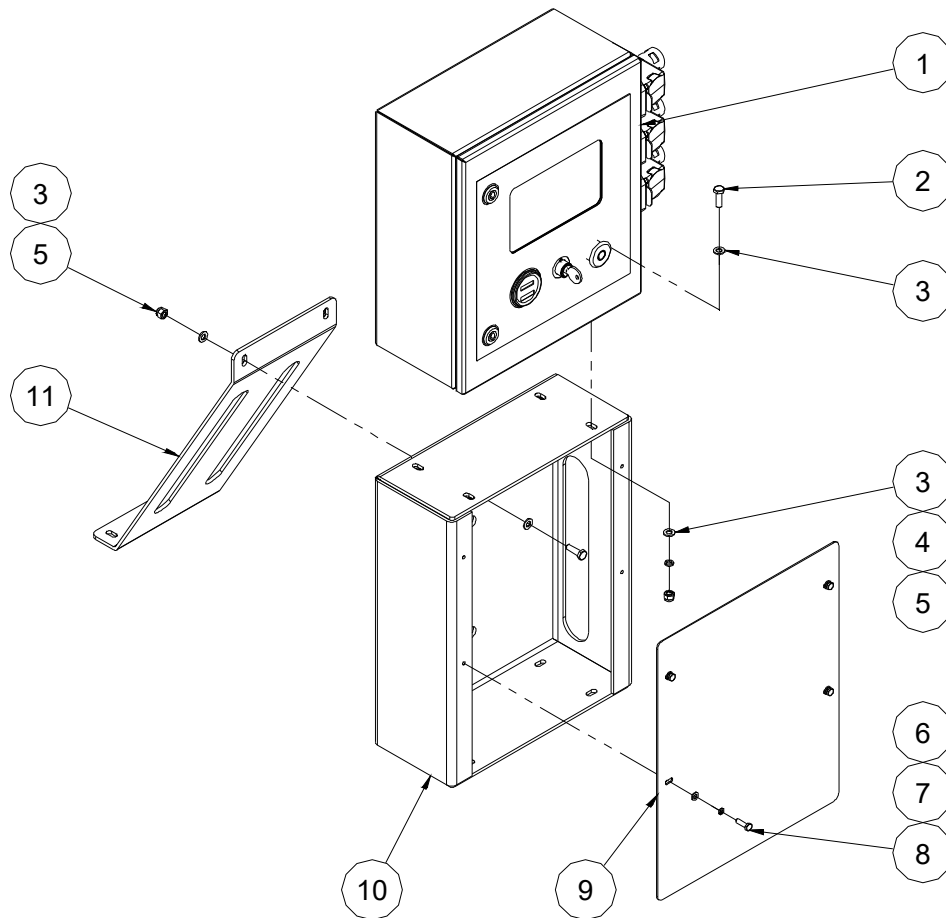
116.1 Motor Controller Assembly 3



116.1 Motor Controller Assembly 3

Item	Part No.	Description	Qty.
1	10018678	Mounting plate	1
2	00000757	Fuse seat	1
3	00001003	Screw GB/T 973 M4×12	6
4	00007941	Motor controller	1
5	00000620	Washer GB/T 97.1 6	8
6	00000621	Washer GB/T 93 6	8
7	00001034	Screw GB/T 70.1 M6×25	4
8	50000099	Copper bar 3	2
9	00001031	350A Fuse assembly	2
--	00000758	350A Fuse	1
--	00000757	Fuse seat	1
10	00000876	Screw GB/T 70.1 M6×16	4
11	00007381	DC power supply	1

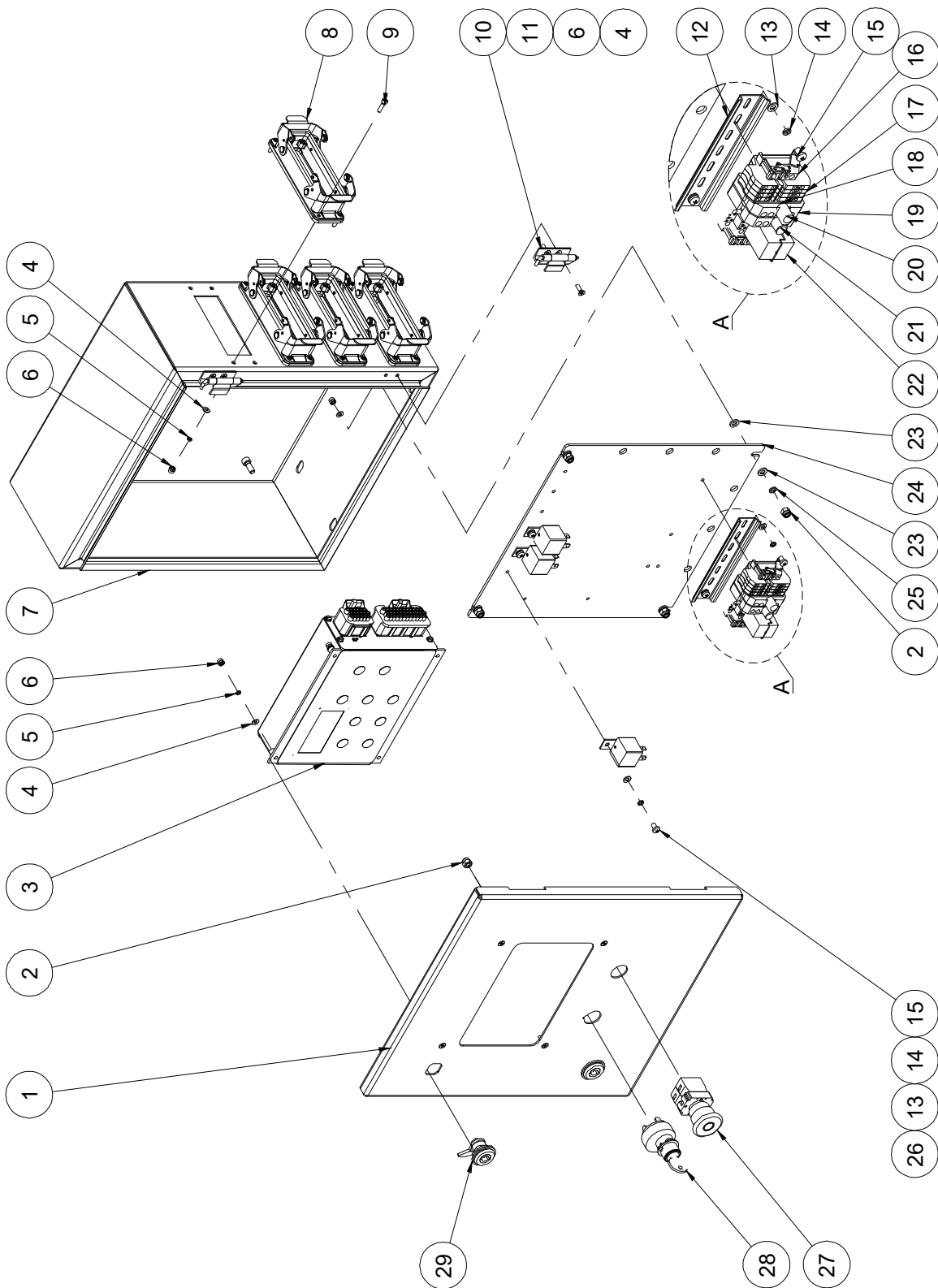
117.1 Ground Control Installation



117.1 Ground Control Installation

Item	Part No.	Description	Qty.
1		Ground control box assembly (refer to 118.1)	1
2	00000993	Bolt GB/T 5783 M8×25	6
3	00000608	Washer GB/T 97.1 8	12
4	00000609	Washer GB/T 93 8	4
5	00001163	Nut GB/T 6182 M8	6
6	00000620	Washer GB/T 97.1 6	4
7	00000621	Washer GB/T 93 6	4
8	00000743	Bolt GB/T 5783 M6×20	4
9	10005205	Cover	1
10	10013765	Ground control box support	1
11	10009589	Bracket	1

118.1 Ground Control Box Assembly



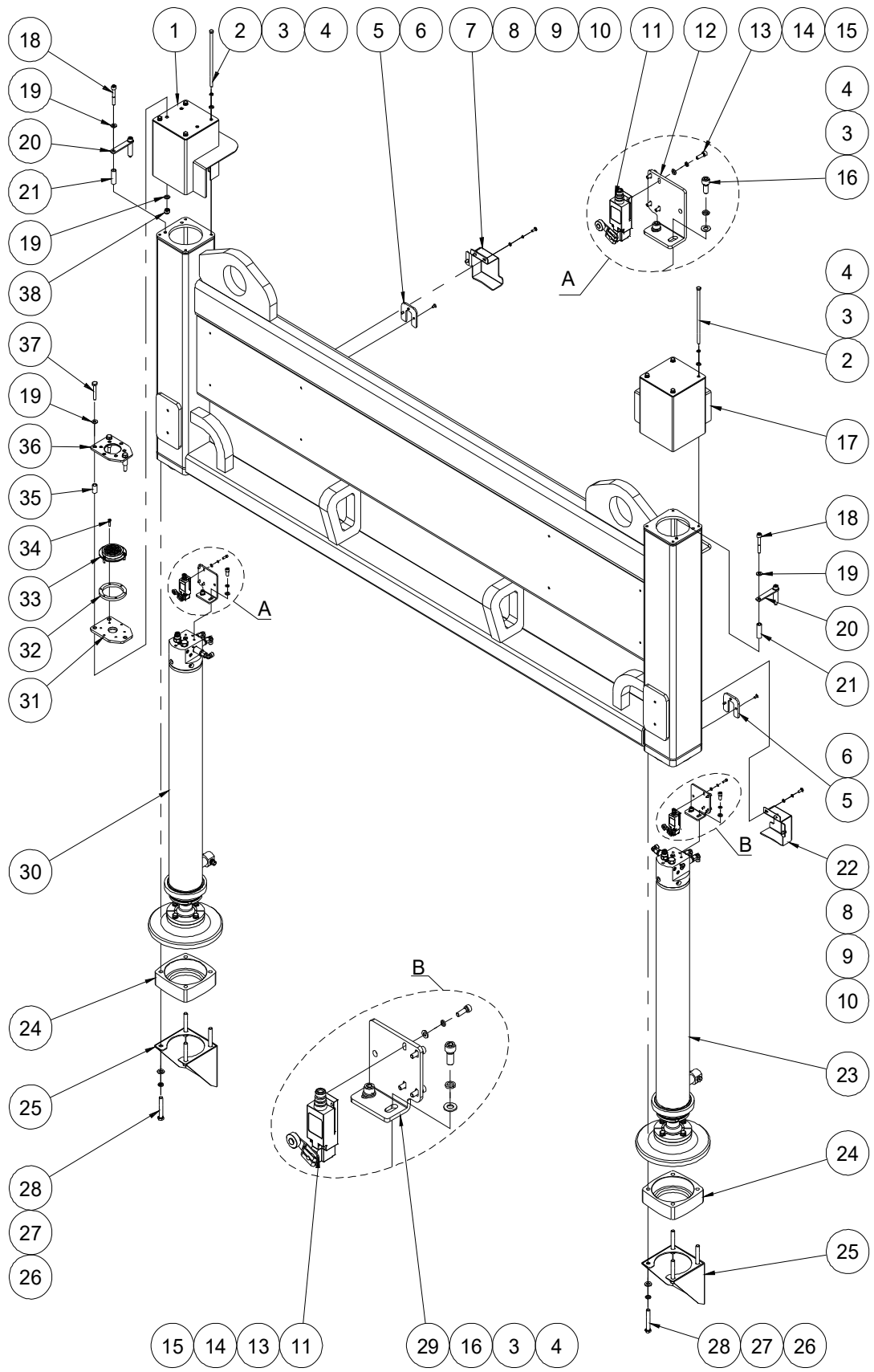
118.1 Ground Control Box Assembly

Item	Part No.	Description	Qty.
1	10016383	Ground control box cover	1
2	00000742	Nut GB/T 889.1 M6	6
3	00007940	Controller	1
4	00000778	Washer GB/T 97.1 4	24
5	00000779	Washer GB/T 93 4	20
6	00001236	Nut GB/T 889.1 M4	24
7	10013771	Ground control box weldment	1
8	00000732	Housing	4
9	00000604	Screw GB/T 70.1 M4×16	16
10	50000217	Hinge	2
11	00005259	Screw GB/T 819 M4×14 - H	4
12	10004977	Terminal rail	1
13	00000605	Washer GB/T 97.1 5	5
14	00000606	Washer GB/T 93 5	5
15	00002391	Screw GB/T 818 M5×8 - H	5
16	00000660	End, Fixation	2
17	00000659	End, Straight	4
18	00002593	End, Plate	1
19	00000661	End, Fuse	2
20	00007804	Fuse 15A	1
21	00007757	Fuse 10A	1
22	00000647	Relay	1
23	00000620	Washer GB/T 97.1 6	8
24	10013770	Mounting plate	1
25	00000621	Washer GB/T 93 6	4
26	00002206	Relay	3
27	00000923	Emergency stop switch	1
--	00000754	Red mushroom head	1
--	00000752	Base with 1 NC contact	1

118.1 Ground Control Box Assembly

Item	Part No.	Description	Qty.
--	00001245	NC contact	1
28	00001243	Key switch (key removable in off position)	1
	00003356	Key switch (key removable in all position)	1
--	00003050	Key	1
29	00001296	Latch, Column	2

119.1 Outriggers Assembly



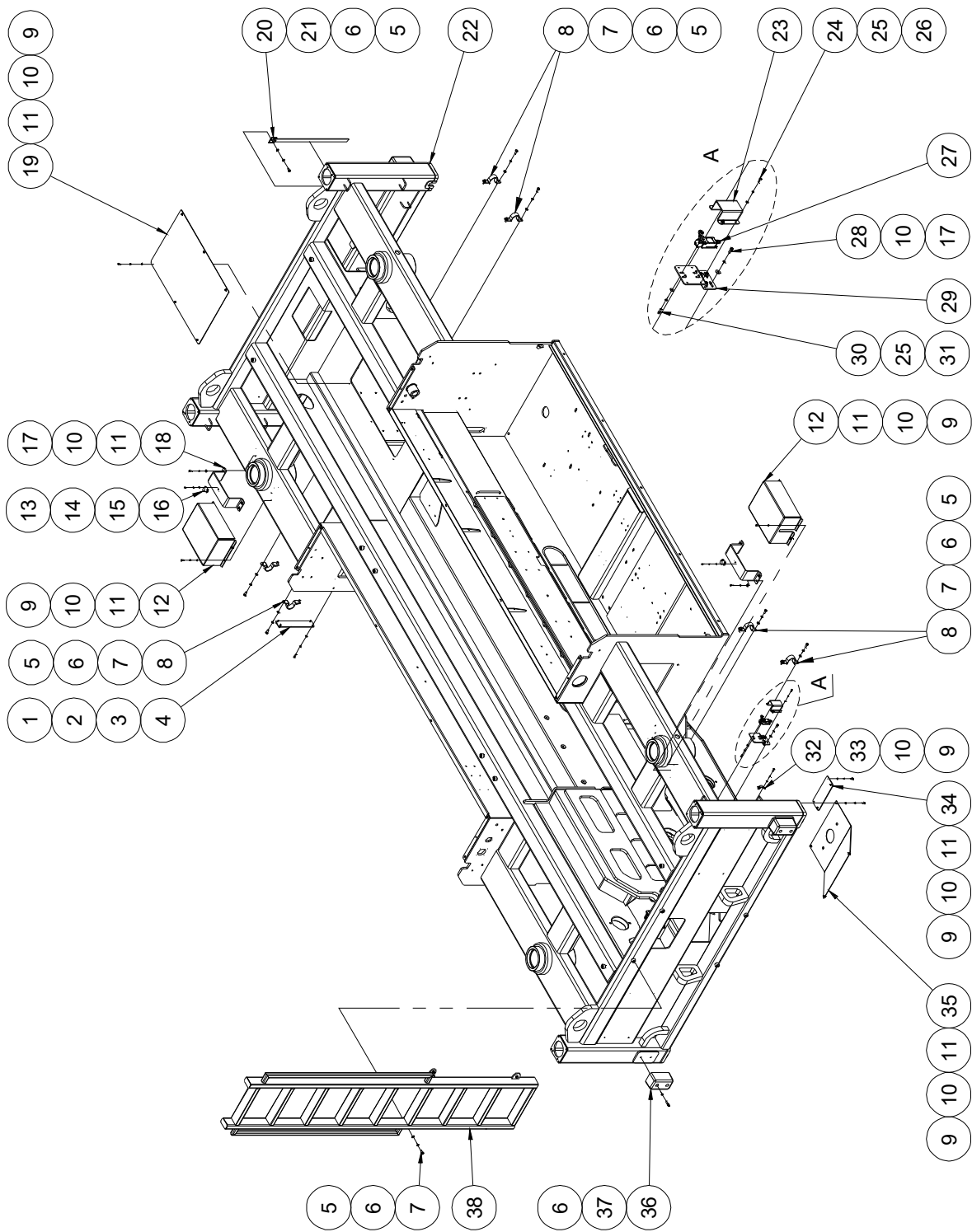
119.1 Outriggers Assembly

Item	Part No.	Description	Qty.
1	10012159	Outrigger cover	1
2	00007660	Bolt GB/T 5782 M8×220	8
3	00000609	Washer GB/T 93 8	12
4	00000608	Washer GB/T 97.1 8	12
5	10010273	Rubber block	2
6	00000829	Screw GB/T 70.3 M6×12	6
7	10021581	Cover	1
8	00000620	Washer GB/T 97.1 6	6
9	00000621	Washer GB/T 93 6	6
10	00000818	Bolt GB/T 5783 M6×16	6
11	00000748	Limit switch	2
12	10010155	Switch bracket	1
13	00001246	Screw GB/T 70.1 M5×16	8
14	00000606	Washer GB/T 93 5	8
15	00000605	Washer GB/T 97.1 5	8
16	00001061	Screw GB/T 70.1 M8×20	4
17	10010981	Outrigger cover	1
18	00002563	Screw GB/T 70.1 M10×65	4
19	00000615	Washer GB/T 97.1 10	4
20	10010158	Signal plate	2
21	10010173	Spacer sleeve	4
22	10021582	Cover	1
23		Left outrigger cylinder assembly (without seal kit) (refer to 402.1)	1
24	10010132	Outrigger seat	2
25	10012523	Outrigger support frame	2
26	00000814	Washer GB/T 97.1 12	8
27	00000815	Washer GB/T 93 12	8
28	00002527	Bolt GB/T 5782 M12×80	8

119.1 Outriggers Assembly

Item	Part No.	Description	Qty.
29	10010157	Switch bracket	1
30		Right outrigger cylinder assembly (without seal kit) (refer to 403.1)	1
31	10012155	Bubble level mount plate	1
32	10004271	Rubber pad	1
33	10004259	Bubble level	1
34	00000817	Screw GB/T 70.1 M5×20	3
35	10012156	Spacer sleeve	3
36	10012157	Bubble level cover	1
37	00002508	Bolt GB/T 5783 M10×60	3
38	00000623	Nut GB/T 6182 M10	3

120.1 Ladder and Chassis Accessory Installation



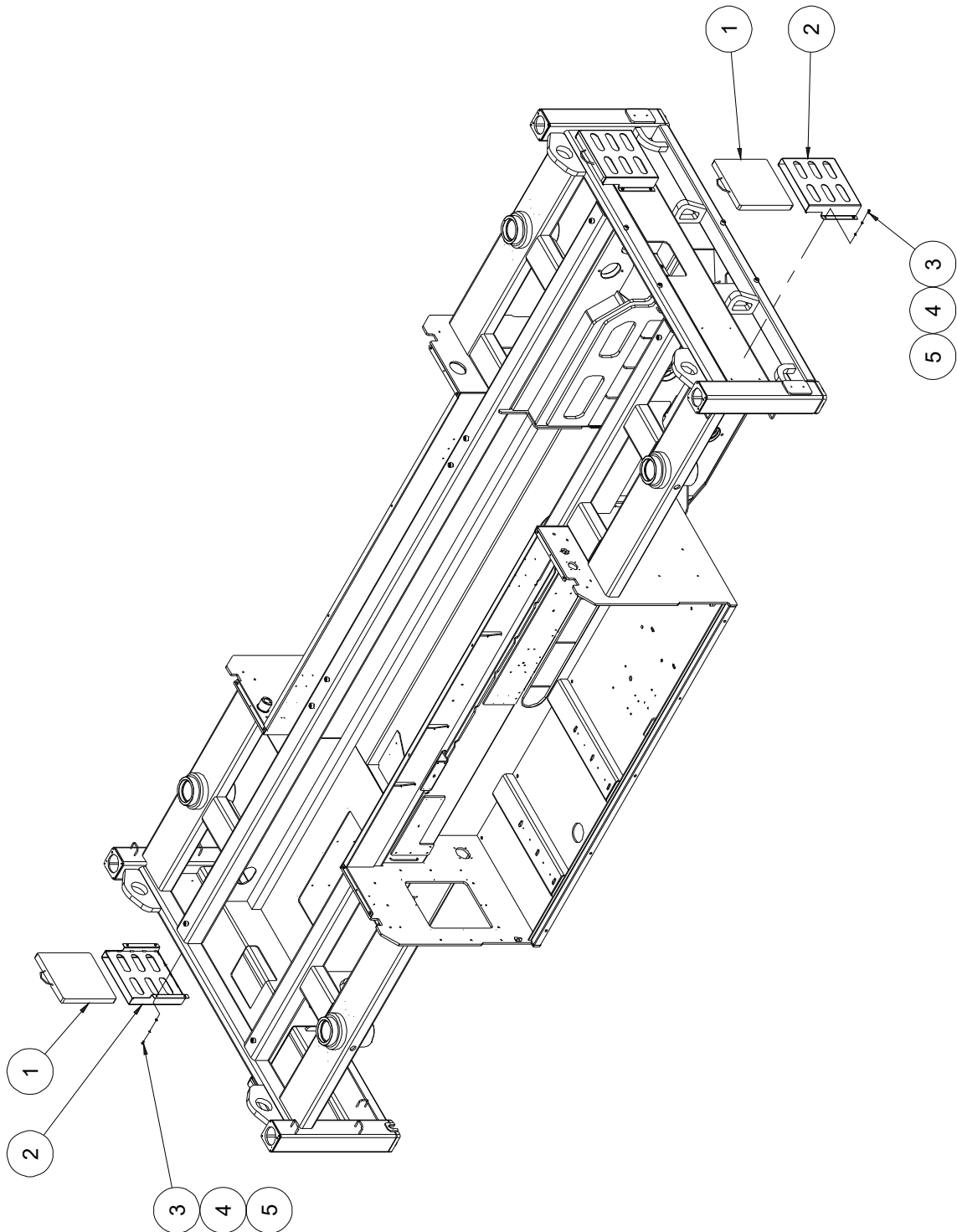
120.1 Ladder and Chassis Accessory Installation

Item	Part No.	Description	Qty.
1	00000608	Washer GB/T 97.1 8	4
2	00000609	Washer GB/T 93 8	4
3	00001061	Screw GB/T 70.1 M8×20	4
4	10018690	Cover	1
5	00000615	Washer GB/T 97.1 10	21
6	00000679	Washer GB/T 93 10	29
7	00000678	Bolt GB/T 5783 M10×25	20
8	10014075	Clamp	8
9	00000620	Washer GB/T 97.1 6	26
10	00000621	Washer GB/T 93 6	42
11	00000818	Bolt GB/T 5783 M6×16	30
12	10020516	Switch cover	2
13	00000778	Washer GB/T 97.1 4	4
14	00000779	Washer GB/T 93 4	4
15	00001054	Screw GB/T 70.1 M4×12	4
16	00000644	Rotary sensor	2
17	00002583	Washer GB/T 96.1 6	16
18	10020514	Sensor bracket	2
19	10018476	Cover	1
20	00000669	Ground strap	1
21	00000674	Bolt GB/T 5783 M10×20	1
22	10020203	Frame weldment	1
23	10011485	Switch cover	2
24	00001252	Screw GB/T 70.1 M5×12	8
25	00000606	Washer GB/T 93 5	16
26	00000605	Washer GB/T 97.1 5	8
27	00000748	Limit switch	2
28	00000876	Screw GB/T 70.1 M6×16	8
29	10017502	Switch bracket	2

120.1 Ladder and Chassis Accessory Installation

Item	Part No.	Description	Qty.
30	00001246	Screw GB/T 70.1 M5×16	8
31	00003545	Washer GB/T 96.1 5	8
32	00002727	Clamp 16 JB/ZQ 4492-1997	2
33	00000743	Bolt GB/T 5783 M6×20	4
34	10020444	Cover	1
35	10020284	Cover	1
36	10010171	Bumper	4
37	00001059	Screw GB/T 70.1 M10×30	8
38	10018516	Ladder	1

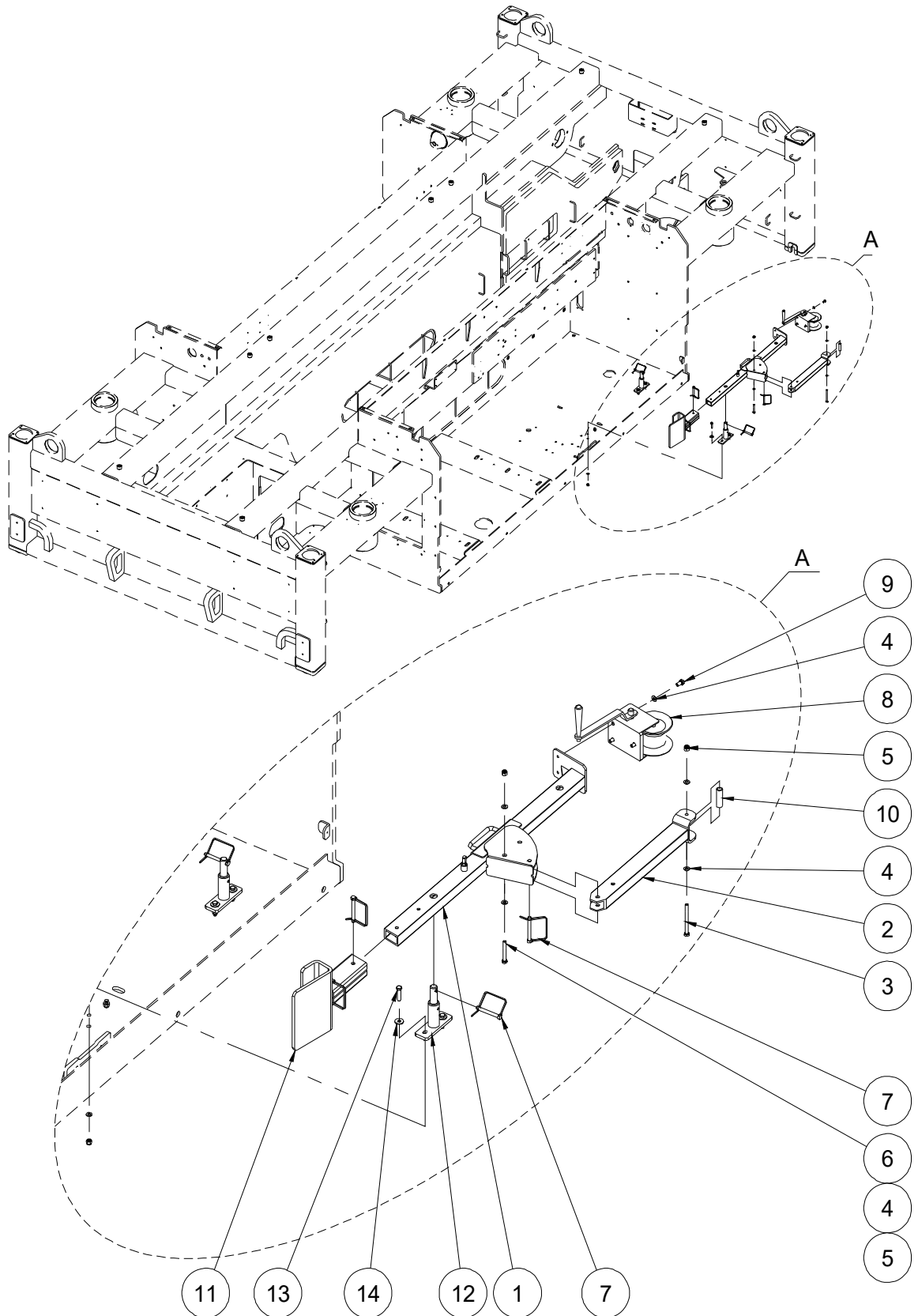
121.1 Outrigger Plate (Option)



121.1 Outrigger Plate (Option)

Item	Part No.	Description	Qty.
1	10018531	Outrigger plate	4
2	10018534	Plate box weldment	4
3	00001063	Bolt GB/T 5783 M8×16	16
4	00000609	Washer GB/T 93 8	16
5	00000608	Washer GB/T 97.1 8	16

122.1 Guardrail turning device

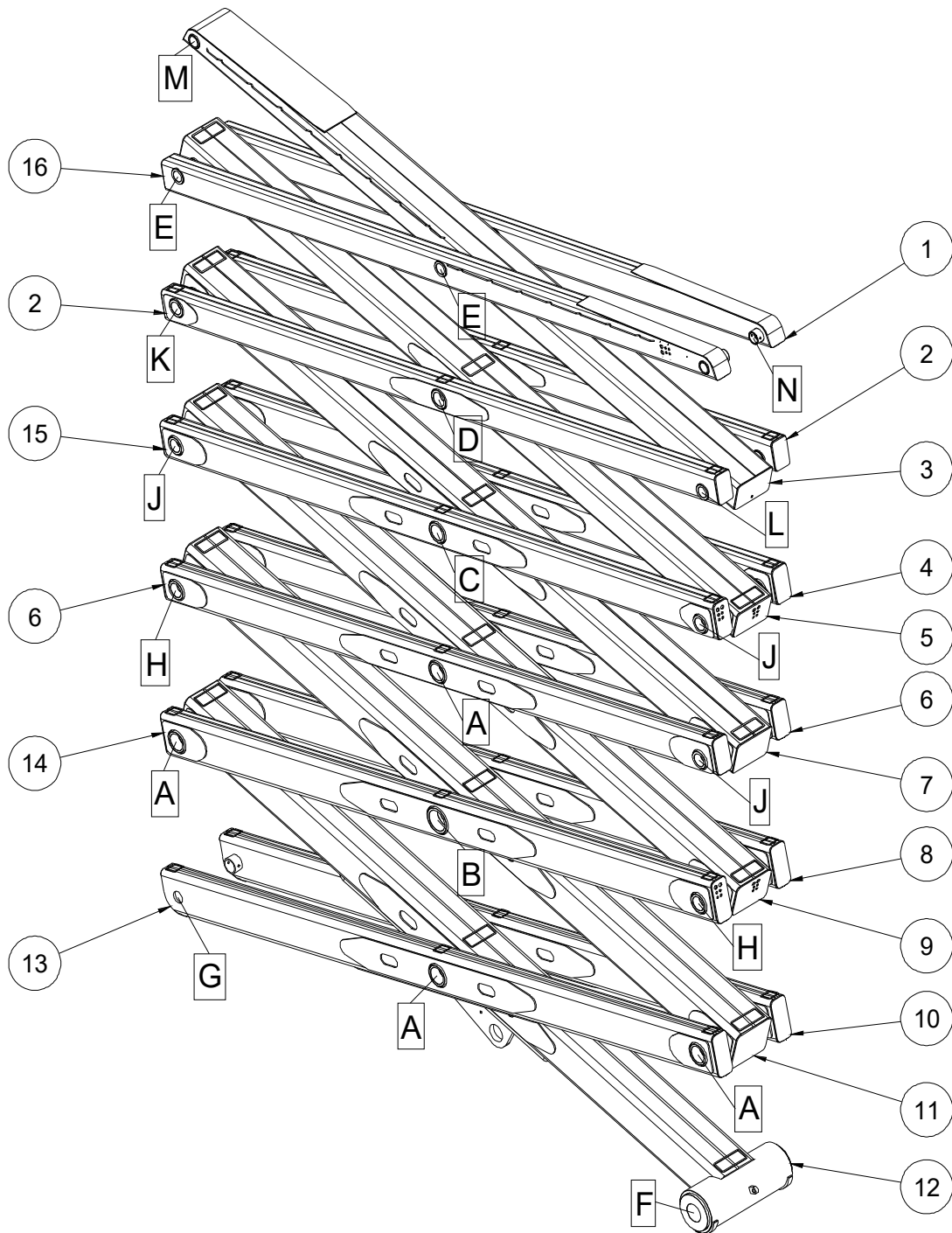


122.1 Guardrail turning device

Item	Part No.	Description	Qty.
1	10023014	Fixed mount weldment	1
2	10023019	Link plate	1
3	00002892	Bolt GB/T 5782 M8×90	1
4	00000608	Washer GB/T 97.1 8	11
5	00001163	Nut GB/T 6182 M8	6
6	00001162	Bolt GB/T 5782 M8×60	1
7	10012090	Inserted pin	5
8	10023024	Capstan	1
9	00001063	Bolt GB/T 5783 M8×16	3
10	10023079	Spacer sleeve	1
11	10023075	Bayonet weldment	1
12	10023174	Fixed mount weldment	2
13	00002488	Bolt GB/T 5783 M8×35	4
14	00002000	Washer GB/T 96.1 8	4

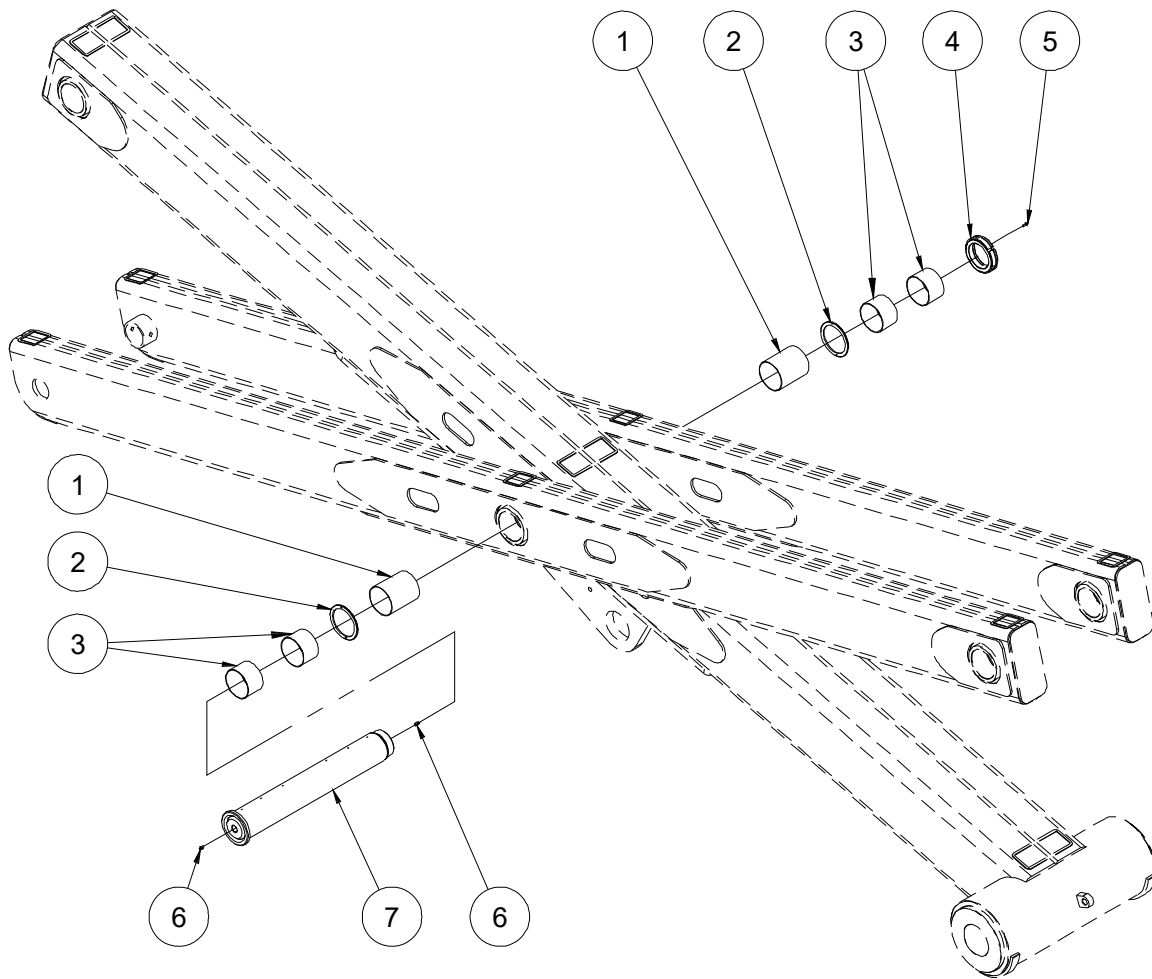
Section 2 Scissor

201.1 Scissor Arms Installation



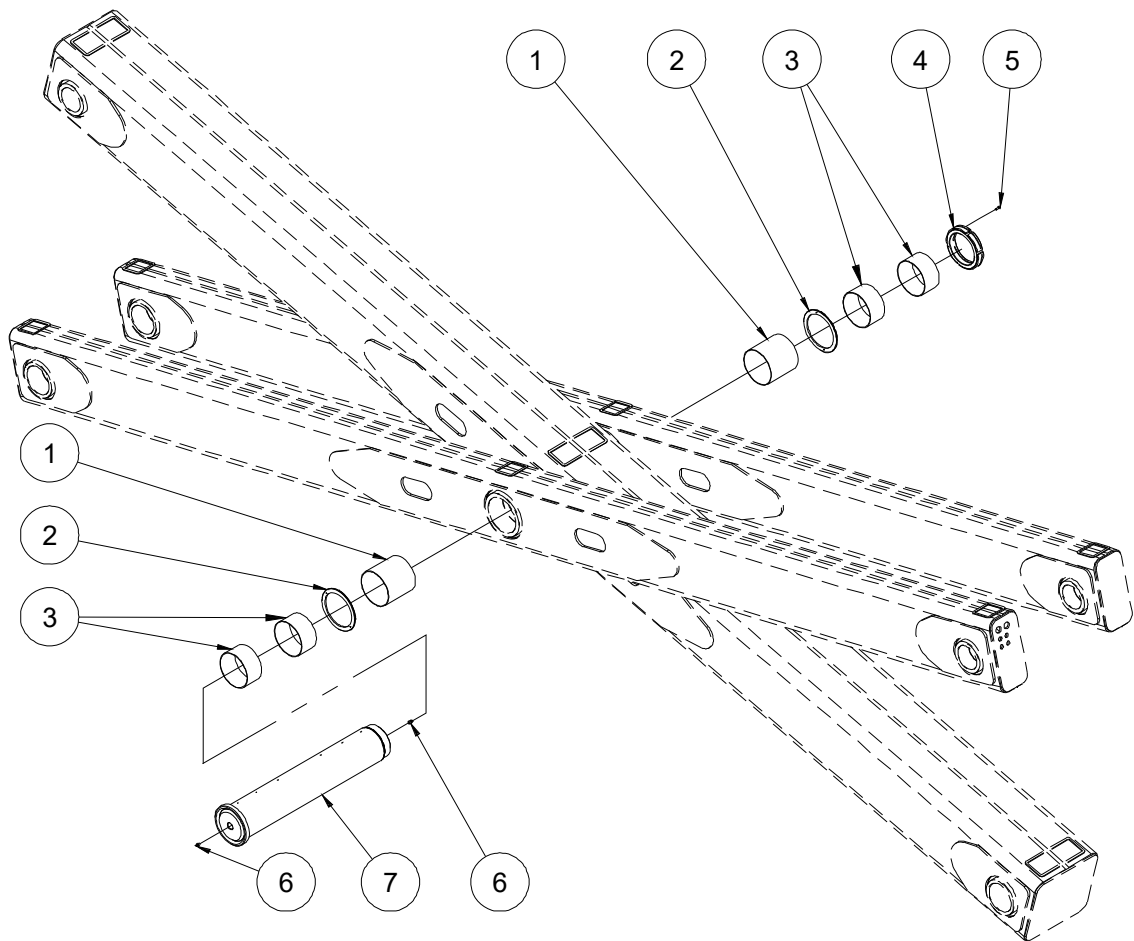
201.1 Scissor Arms Installation

Item	Part No.	Description	Qty.
1	10021052	Outer arm 6, right	1
2	10021045	Outer arm 5	2
3	10021021	Inner arm 6	1
4	10021044	Outer arm 4, right	1
5	10021016	Inner arm 5	1
6	10021036	Outer arm 3	2
7	10021013	Inner arm 4	1
8	10021034	Outer arm 2, right	1
9	10021011	Inner arm 3	1
10	10021029	Outer arm 1, right	1
11	10021007	Inner arm 2	1
12	10021001	Inner arm 1	1
13	10021024	Outer arm 1, left	1
14	10021030	Outer arm 2, left	1
15	10021041	Outer arm 4, left	1
16	10021049	Outer arm 6, left	1

202.1 Scissor Arm pin joint A**202.1 Scissor Arm pin joint A**

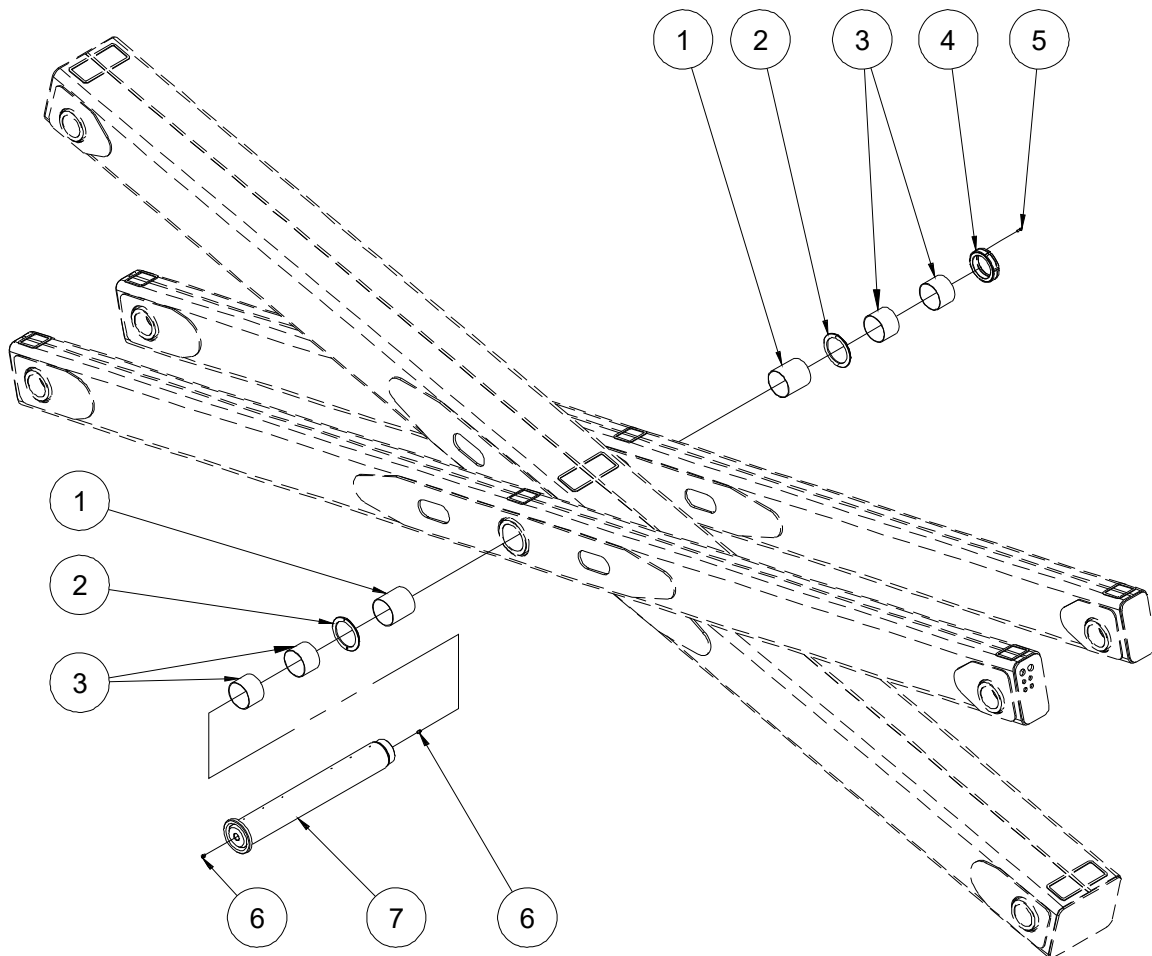
Item	Part No.	Description	Qty.
1	00009413	8812-120125150A Bearing	2
2	10009384	Washer 120	2
3	00009412	8812-12012580A Bearing	4
4	10017504	Nut M110	1
5	00000876	Screw GB/T 70.1 M6×16	6
6	00004483	Grease nipple GB/T 1152 M10×1	2
7	10019689	Pin 120	1

203.1 Scissor Arm pin joint B



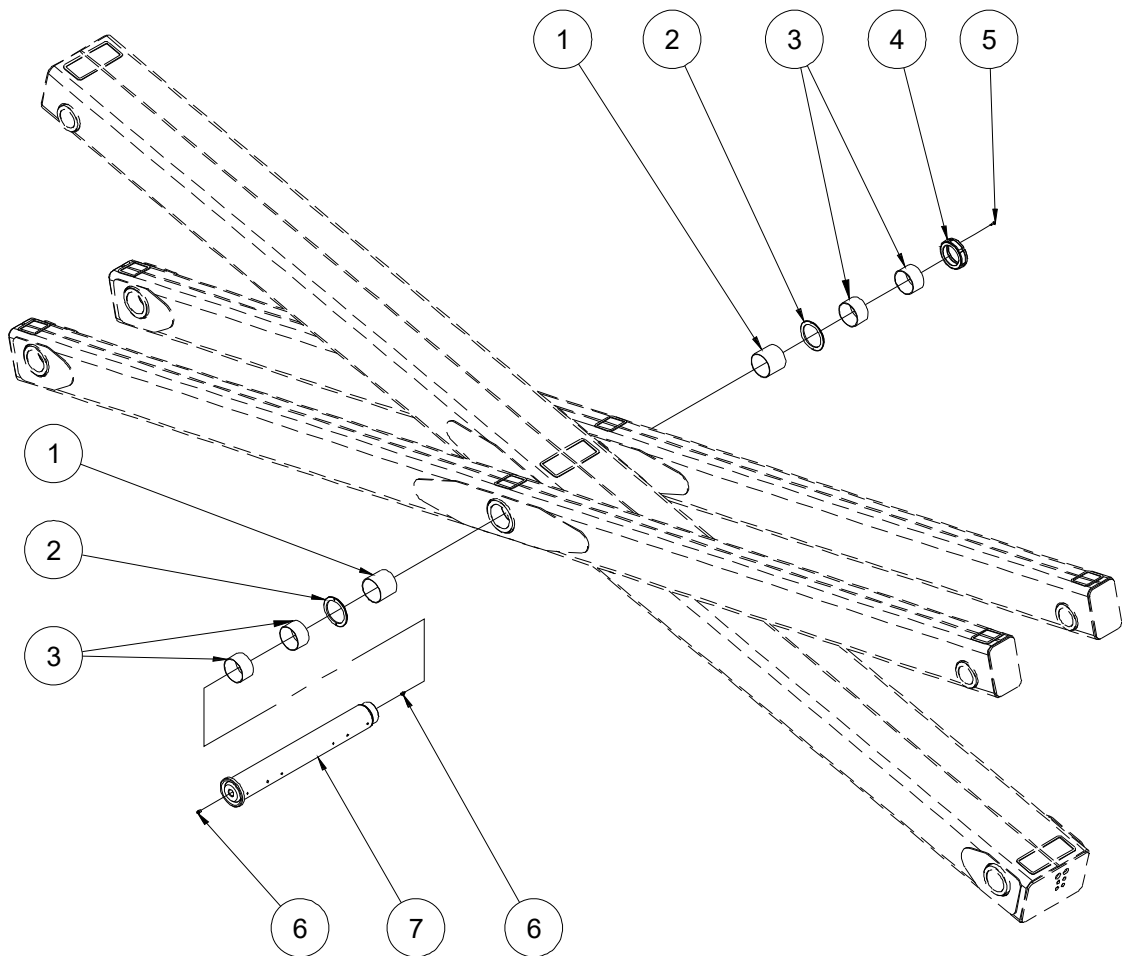
203.1 Scissor Arm pin joint B

Item	Part No.	Description	Qty.
1	00009414	8812-150155150A Bearing	2
2	10016088	Washer 150	2
3	00007875	8812-15015580A Bearing	4
4	10017508	Nut M140	1
5	00000876	Screw GB/T 70.1 M6×16	6
6	00004483	Grease nipple GB/T 1152 M10×1	2
7	10019691	Pin 150	1

204.1 Scissor Arm pin joint C**204.1 Scissor Arm pin joint C**

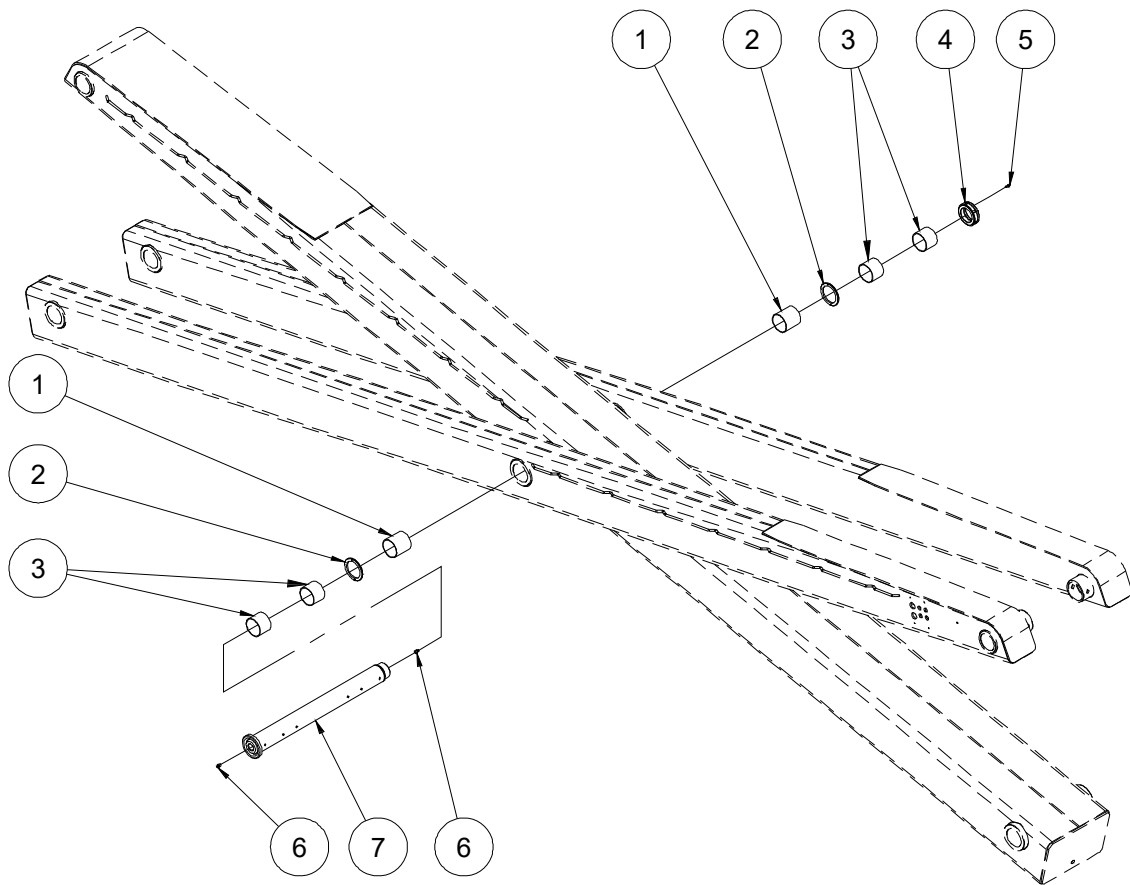
Item	Part No.	Description	Qty.
1	00009417	8812-110115120A Bearing	2
2	10016087	Washer 110	2
3	00009416	8812-11011580A Bearing	4
4	10017509	Nu M100	1
5	00000876	Screw GB/T 70.1 M6×16	6
6	00004483	Grease nipple GB/T 1152 M10×1	2
7	10019697	Pin 110	1

205.1 Scissor Arm pin joint D



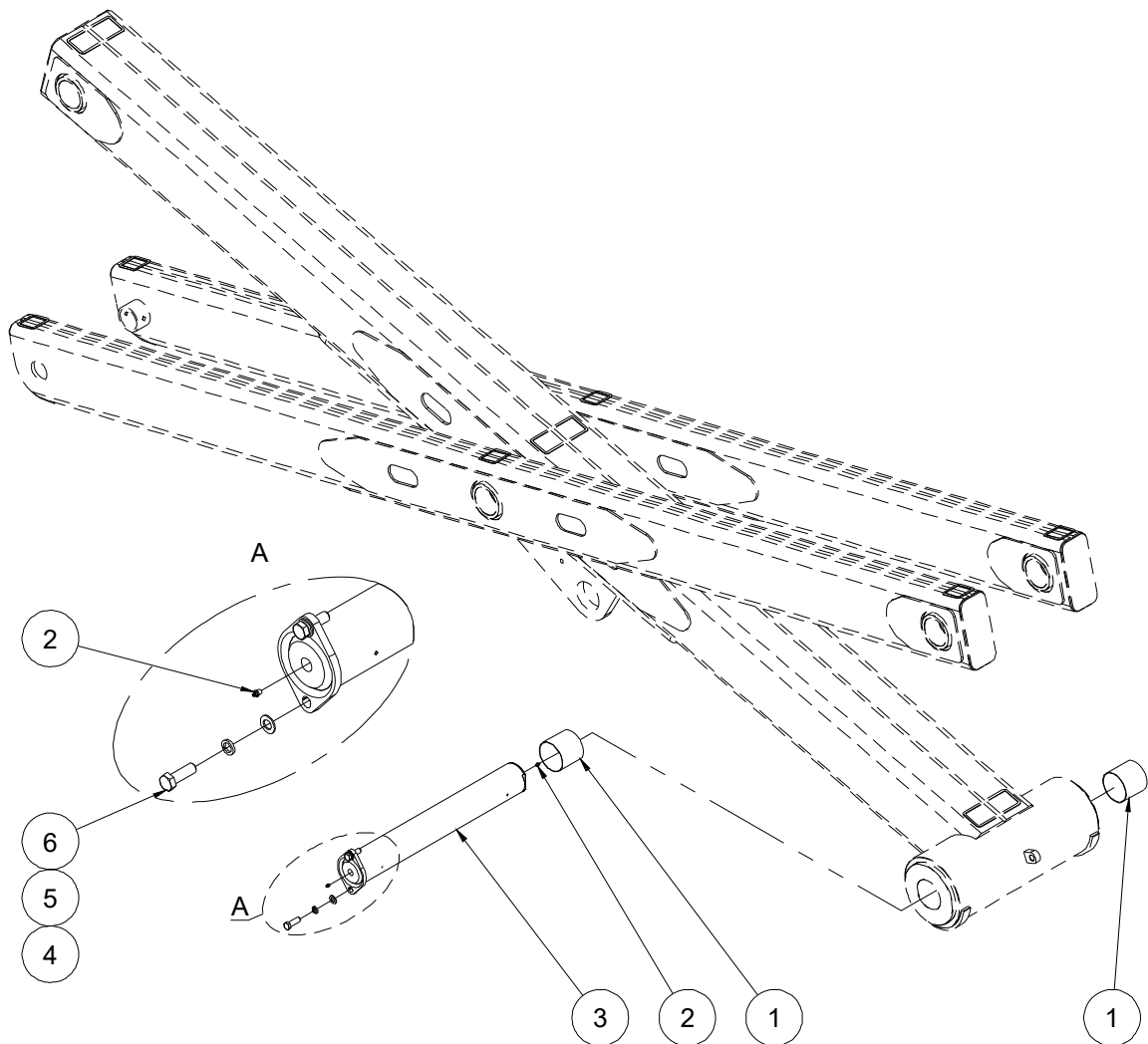
205.1 Scissor Arm pin joint D

Item	Part No.	Description	Qty.
1	00006145	8812-10010590A Bearing	2
2	10009383	Washer 100	2
3	00006150	8812-10010560A Bearing	4
4	10017505	Nut M90	1
5	00000876	Screw GB/T 70.1 M6×16	4
6	00004483	Grease nipple GB/T 1152 M10×1	2
7	10019699	Pin 100-2	1

206.1 Scissor Arm pin joint E**206.1 Scissor Arm pin joint E**

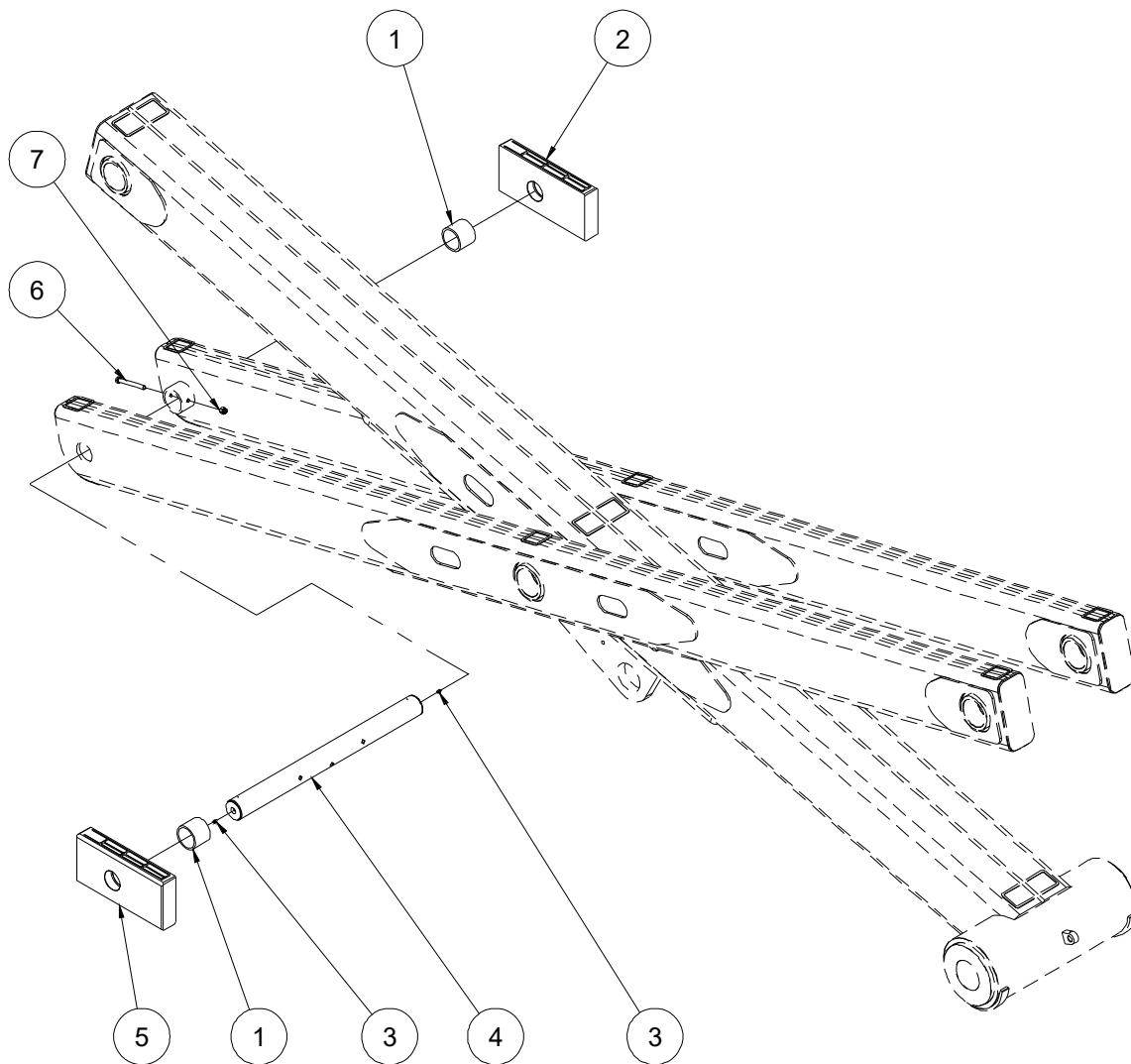
Item	Part No.	Description	Qty.
1	00006144	8812-758080A Bearing	2
2	10009374	Washer 75	2
3	00006143	8812-758060A Bearing	4
4	10017507	Nut M64	1
5	00002029	Screw GB/T 70.1 M6×12	4
6	00004483	Grease nipple GB/T 1152 M10×1	2
7	10016061	Pin 75	1

207.1 Scissor Arm pin joint F



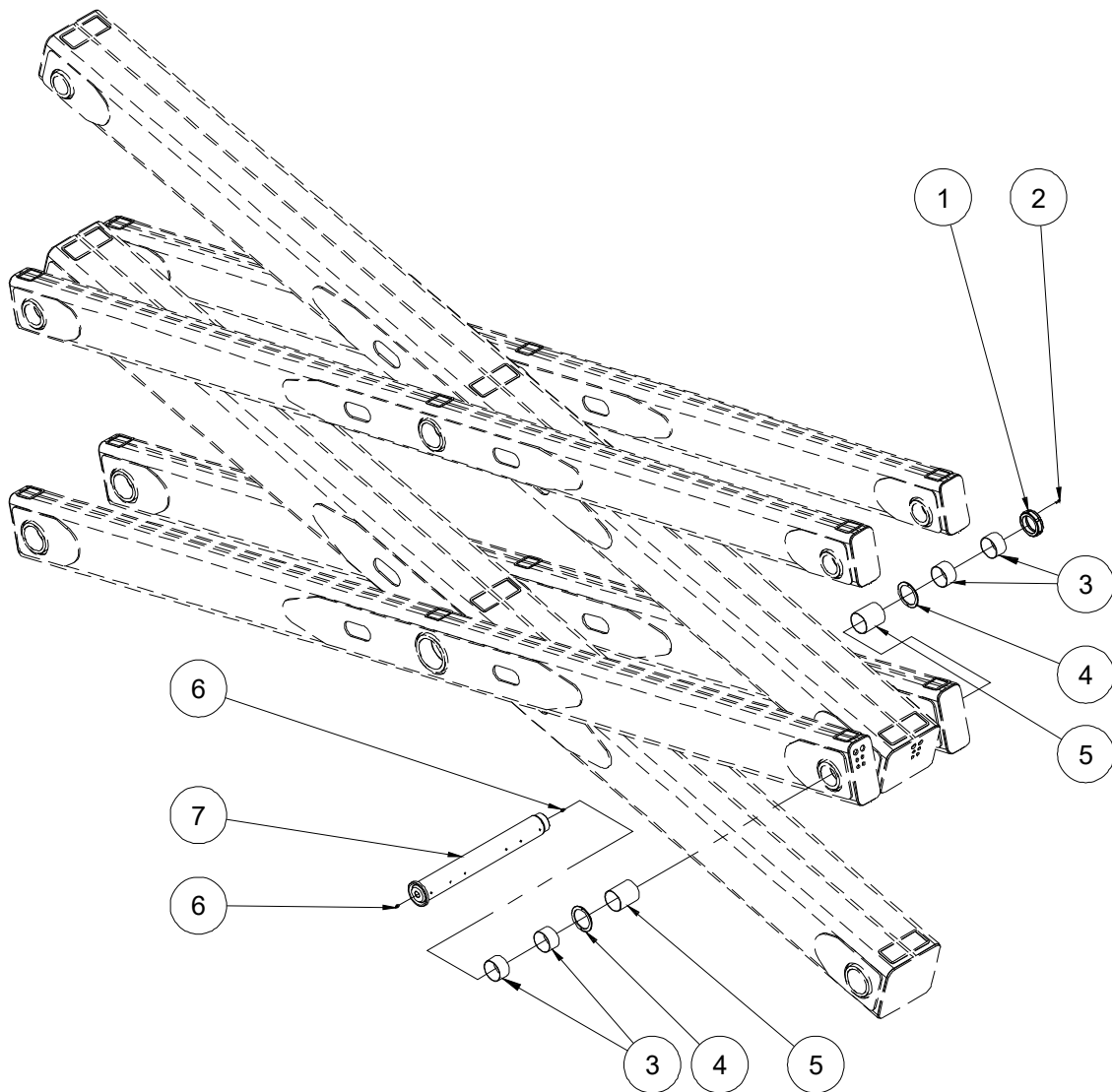
207.1 Scissor Arm pin joint F

Item	Part No.	Description	Qty.
1	00008948	8812-130135120A Bearing	2
2	00004483	Grease nipple GB/T 1152 M10×1	2
3	10020195	Pin	1
4	00001050	Washer GB/T 97.1 20	2
5	00002219	Washer GB/T 93 20	2
6	00006443	Bolt GB/T 5783 M20×60	2

208.1 Scissor Arm pin joint G**208.1 Scissor Arm pin joint G**

Item	Part No.	Description	Qty.
1	10021067	Spacer sleeve	2
2	10019686	Chassis slider 1	1
3	00004483	Grease nipple GB/T 1152 M10×1	2
4	10021066	Pin	1
5	10019687	Chassis slider 2	1
6	00005163	Bolt GB/T 5782 M16×150	2
7	00001257	Nut GB/T 6182 M16	2

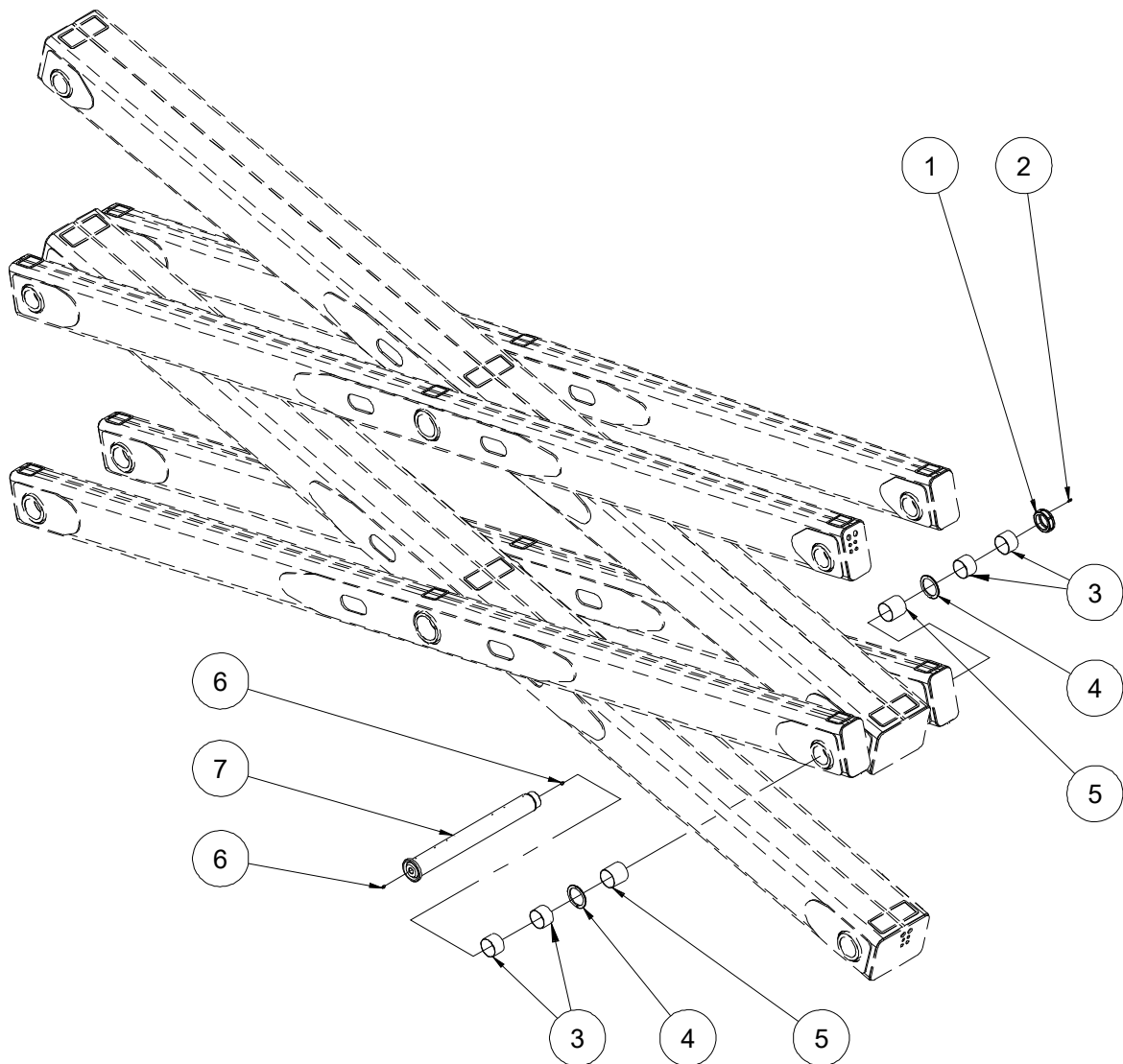
209.1 Scissor Arm pin joint H



209.1 Scissor Arm pin joint H

Item	Part No.	Description	Qty.
1	10017505	Nut M90	1
2	00000876	Screw GB/T 70.1 M6×16	4
3	00006150	8812-10010560A Bearing	4
4	10009383	Washer 100	2
5	00009415	8812-100105120A Bearing	2
6	00004483	Grease nipple GB/T 1152 M10×1	2
7	10019693	Pin 100-1	1

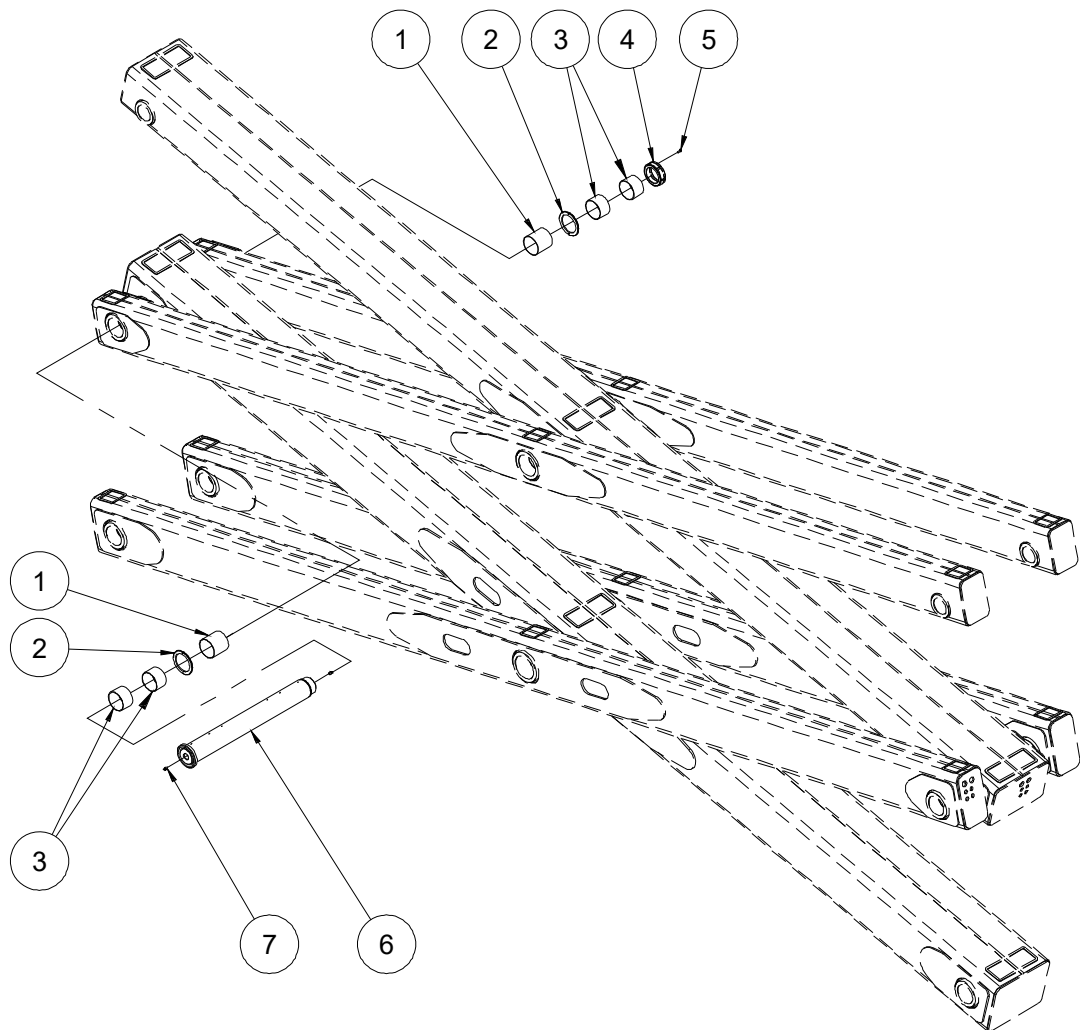
210.1 Scissor Arm pin joint J



210.1 Scissor Arm pin joint J

Item	Part No.	Description	Qty.
1	10017506	Nut M80	1
2	00000876	Screw GB/T 70.1 M6×16	4
3	00006149	8812-909560A Bearing	4
4	10009382	Washer 90	2
5	00006140	8812-909590A Bearing	2
6	00004483	Grease nipple GB/T 1152 M10×1	2
7	10019695	Pin 90-1	1

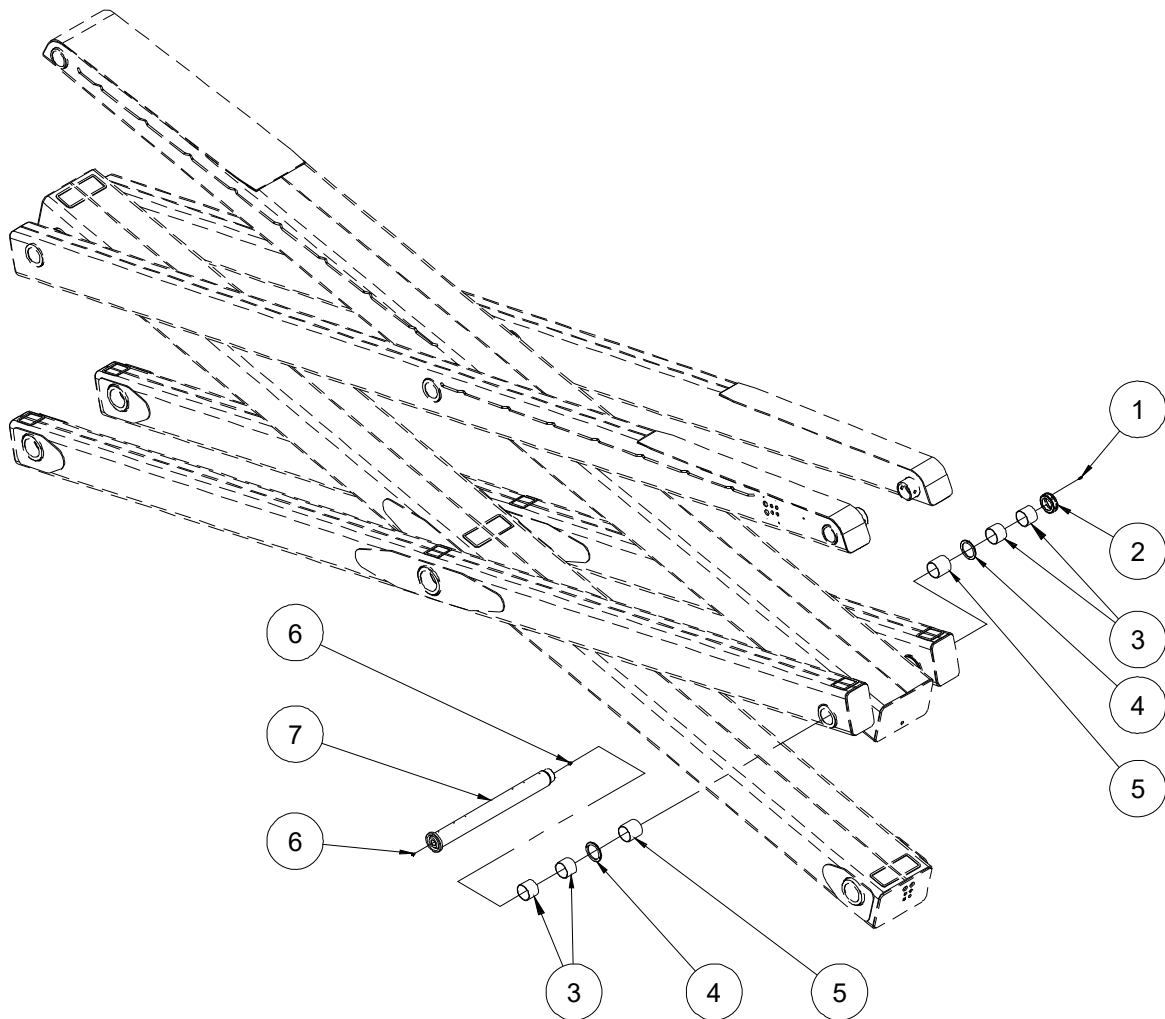
211.1 Scissor Arm pin joint K



211.1 Scissor Arm pin joint K

Item	Part No.	Description	Qty.
1	00006140	8812-909590A Bearing	2
2	10009382	Washer 90	2
3	00006149	8812-909560A Bearing	4
4	10017506	Nut M80	1
5	00000876	Screw GB/T 70.1 M6×16	4
6	10019705	Pin 90-2	1
7	00004483	Grease nipple GB/T 1152 M10×1	2

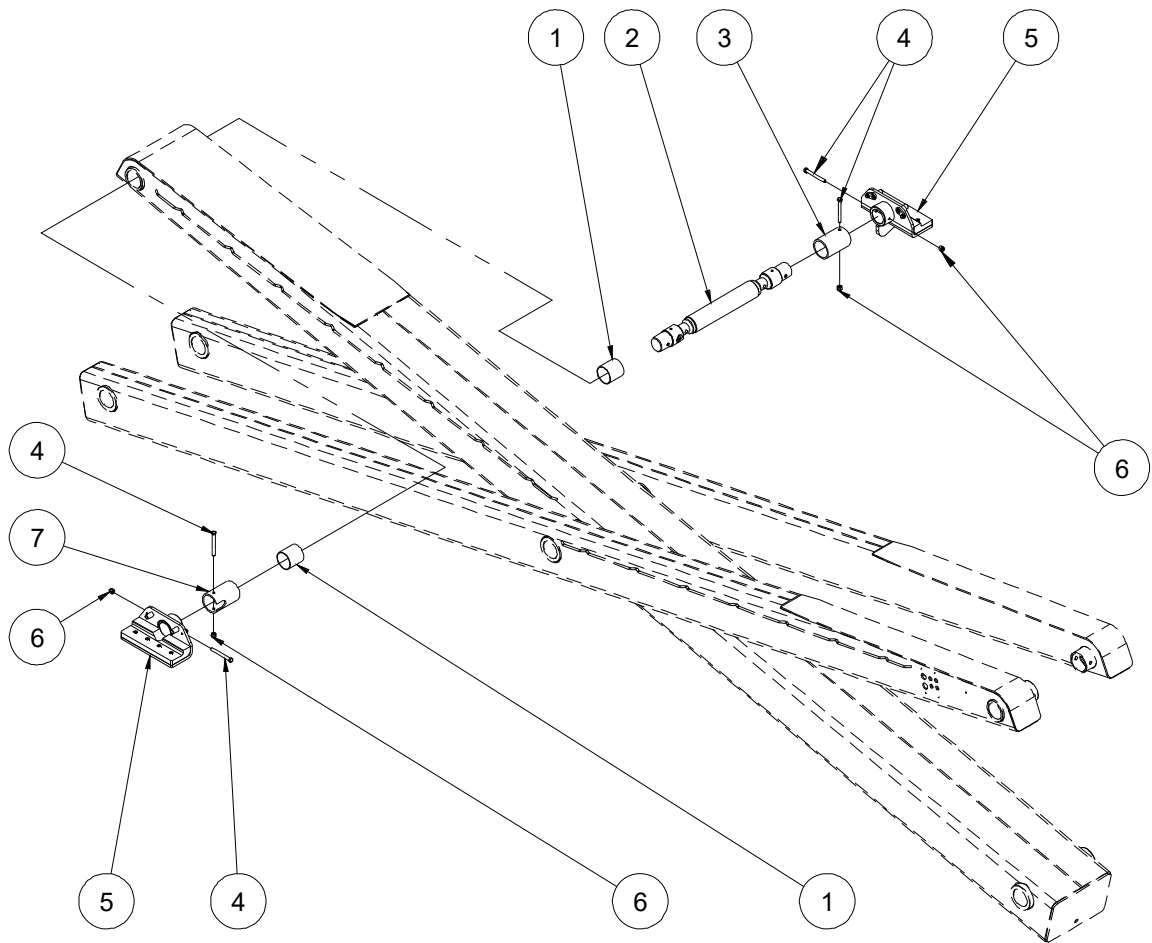
212.1 Scissor Arm pin joint L



212.1 Scissor Arm pin joint L

Item	Part No.	Description	Qty.
1	00000876	Screw GB/T 70.1 M6×16	4
2	10017531	Nut M64	1
3	00006143	8812-758060A Bearing	4
4	10009374	Washer 75	2
5	00006144	8812-758080A Bearing	2
6	00004483	Grease nipple GB/T 1152 M10×1	2
7	10019702	Pin 75	1

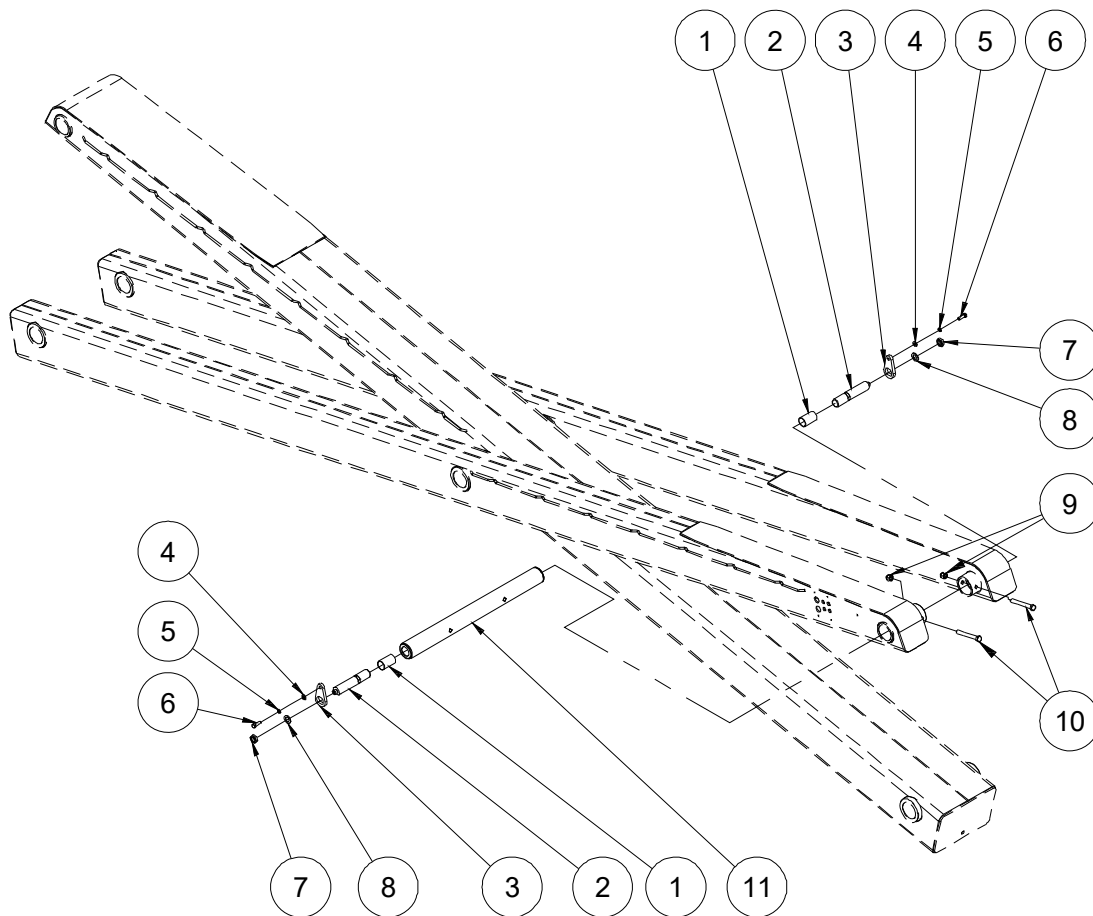
213.1 Scissor Arm pin joint M



213.1 Scissor Arm pin joint M

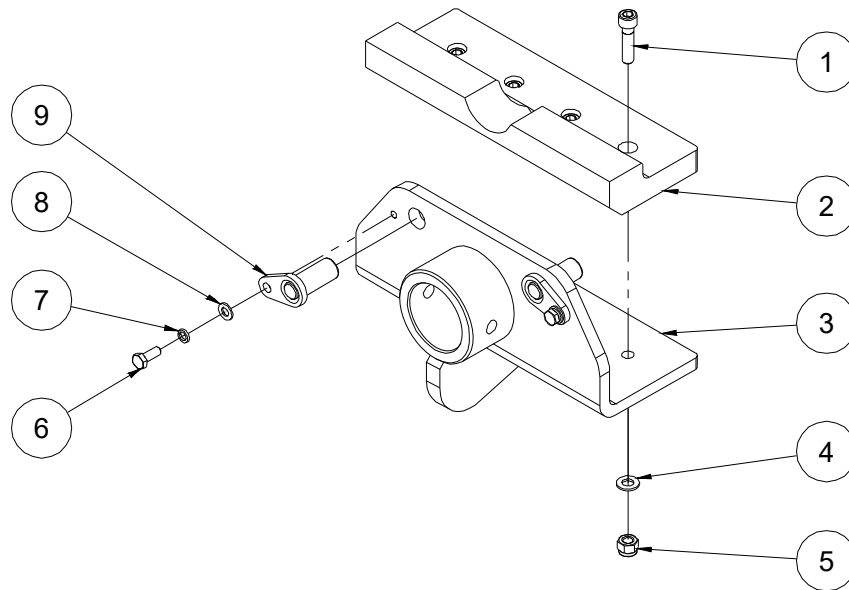
Item	Part No.	Description	Qty.
1	00006166	8812-758080 Bearing	2
2	10018244	Pin	1
3	10018249	Spacer sleeve	1
4	00006174	Bolt GB/T 5782 M12×110	4
5		Platform slider assembly (refet to 215.1)	2
6	00001249	Nut GB/T 6182 M12	4
7	10018258	Spacer sleeve	1

214.1 Scissor Arm pin joint N



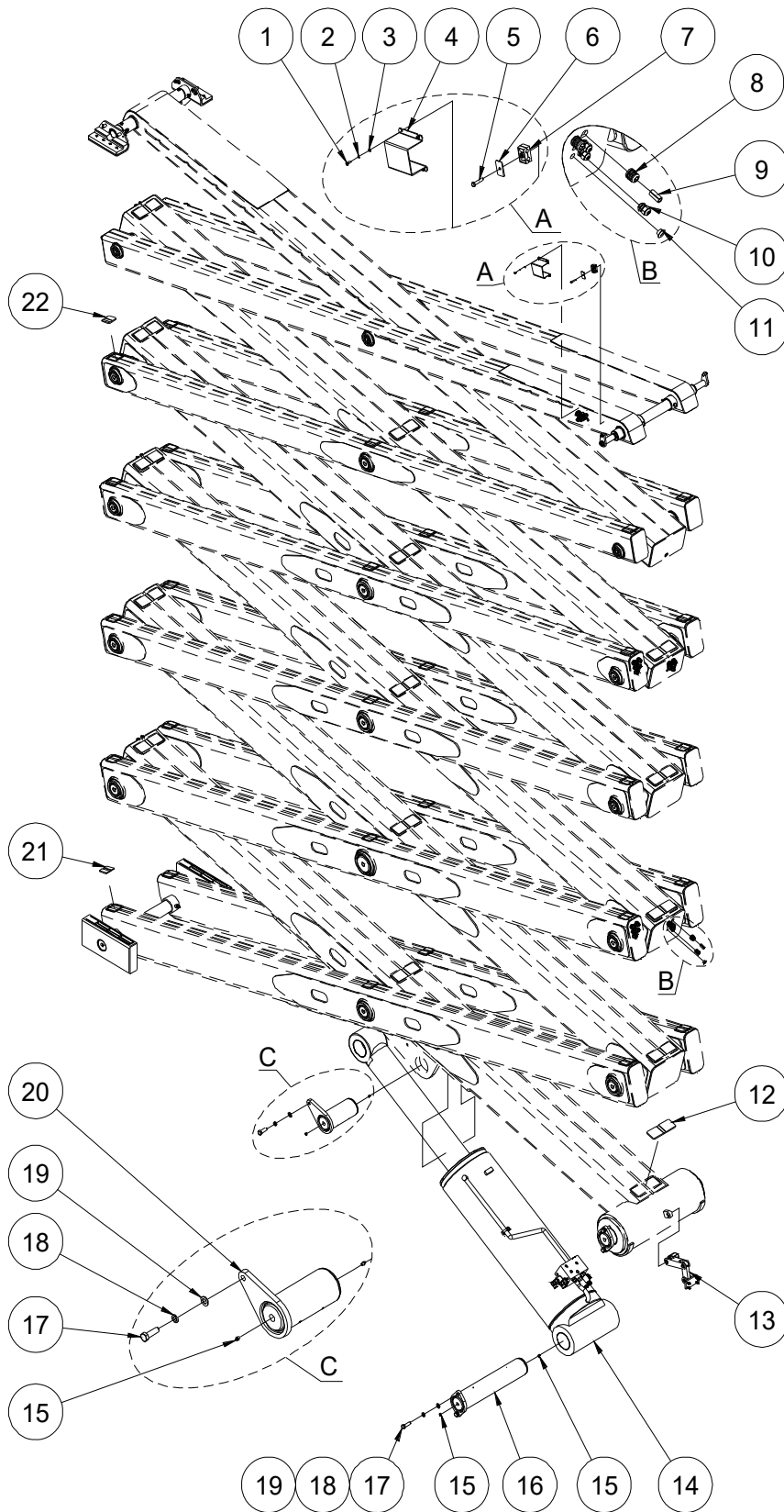
214.1 Scissor Arm pin joint N

Item	Part No.	Description	Qty.
1	00006165	8812-404470 Bearing	2
2	10009398	Pin	2
3	10009399	Pin fixing plate	2
4	00000814	Washer GB/T 97.1 12	2
5	00000815	Washer GB/T 93 12	2
6	00002046	Bolt GB/T 5783 M12×35	2
7	00001998	Nut GB/T 6173 M22×1.5	2
8	00002550	Washer GB/T 97.1 22	2
9	00001257	Nut GB/T 6182 M16	2
10	00001109	Bolt GB/T 5782 M16×130	2
11	10018243	Pin	1

215.1 Platform Slider Assembly**215.1 Platform Slider Assembly**

Item	Part No.	Description	Qty.
1	00002050	Screw GB/T 70.1 M10×40	4
2	10009349	Platform slider	1
3	10009348	Slider bracket	1
4	00000615	Washer GB/T 97.1 10	4
5	00000623	Nut GB/T 6182 M10	4
6	00000875	Bolt GB/T 5783 M8×20	2
7	00000609	Washer GB/T 93 8	2
8	00000608	Washer GB/T 97.1 8	2
9	10009353	Pin	2

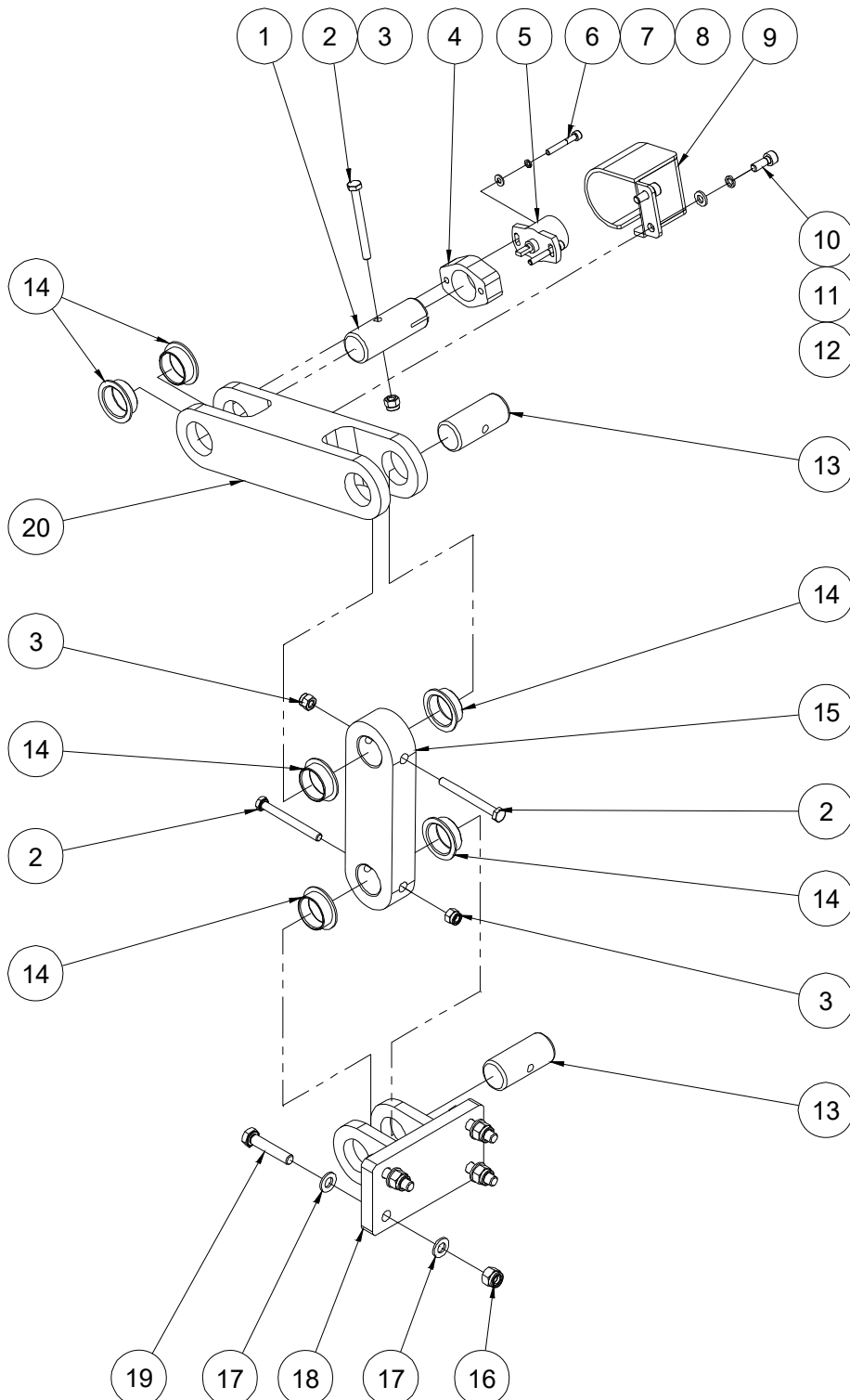
216.1 Lift cylinder and Scissor Accessory Installation



216.1 Lift cylinder and Scissor Accessory Installation

Item	Part No.	Description	Qty.
1	00001252	Screw GB/T 70.1 M5×12	4
2	00000606	Washer GB/T 93 5	4
3	00000605	Washer GB/T 97.1 5	4
4	10017530	Cover	1
5	00002604	Bolt GB/T 5783 M8×40	1
6	10017938	Base plate	1
7	00000538	Hose clamp	1
8	00001829	Water-proof joint M30×1.5	24
9	10009675	Sheath	24
10	00006128	Water-proof joint M20×1.5	36
11	00006177	Cover	22
12	10020437	Block	15
13		Rotary sensor assembly (refer to 217.1)	1
14		Lift cylinder assembly (without seal kit) (refer to 401.1)	1
15	00004483	Grease nipple GB/T 1152 M10×1	40
16	10019795	Pin	1
17	00006443	Bolt GB/T 5783 M20×60	5
18	00002219	Washer GB/T 93 20	5
19	00001050	Washer GB/T 97.1 20	5
20	10015879	Pin	1
21	10020438	Block	18
22	10025498	Block	12

217.1 Rotary Sensor Assembly

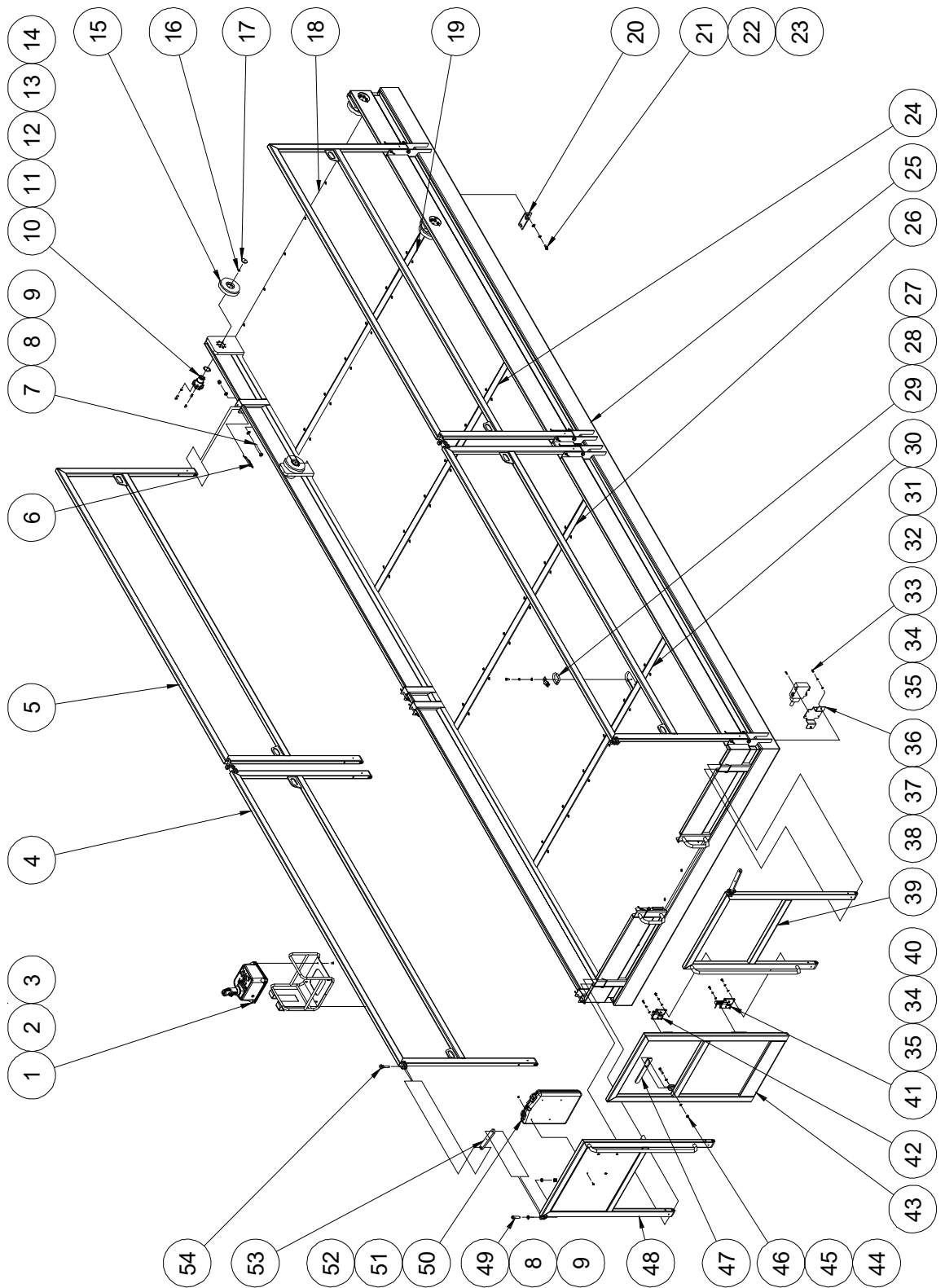


212.1 Rotary Sensor Assembly

Item	Part No.	Description	Qty.
1	10009584	Pin	1
2	00002335	Bolt GB/T 5782 M6×60	3
3	00001033	Nut GB/T 6182 M6	3
4	10001569	Sensor bracket	1
5	00000644	Rotary sensor	1
6	00002415	Screw GB/T 70.1 M4×30	2
7	00000779	Washer GB/T 93 4	2
8	00000778	Washer GB/T 97.1 4	2
9	10016634	Protect cover	1
10	00000876	Screw GB/T 70.1 M6×16	2
11	00000621	Washer GB/T 93 6	2
12	00000620	Washer GB/T 97.1 6	2
13	00006176	8942-2555 Pin	2
14	00006178	8822-2511 Bearing	6
15	10009583	Link plate	1
16	00001163	Nut GB/T 6182 M8	4
17	00000608	Washer GB/T 97.1 8	8
18	10009587	Bracket	1
19	00002604	Bolt GB/T 5783 M8×40	4
20	10009582	Link plate	1

Section 3 Platform

301.1 Main Platform Assembly



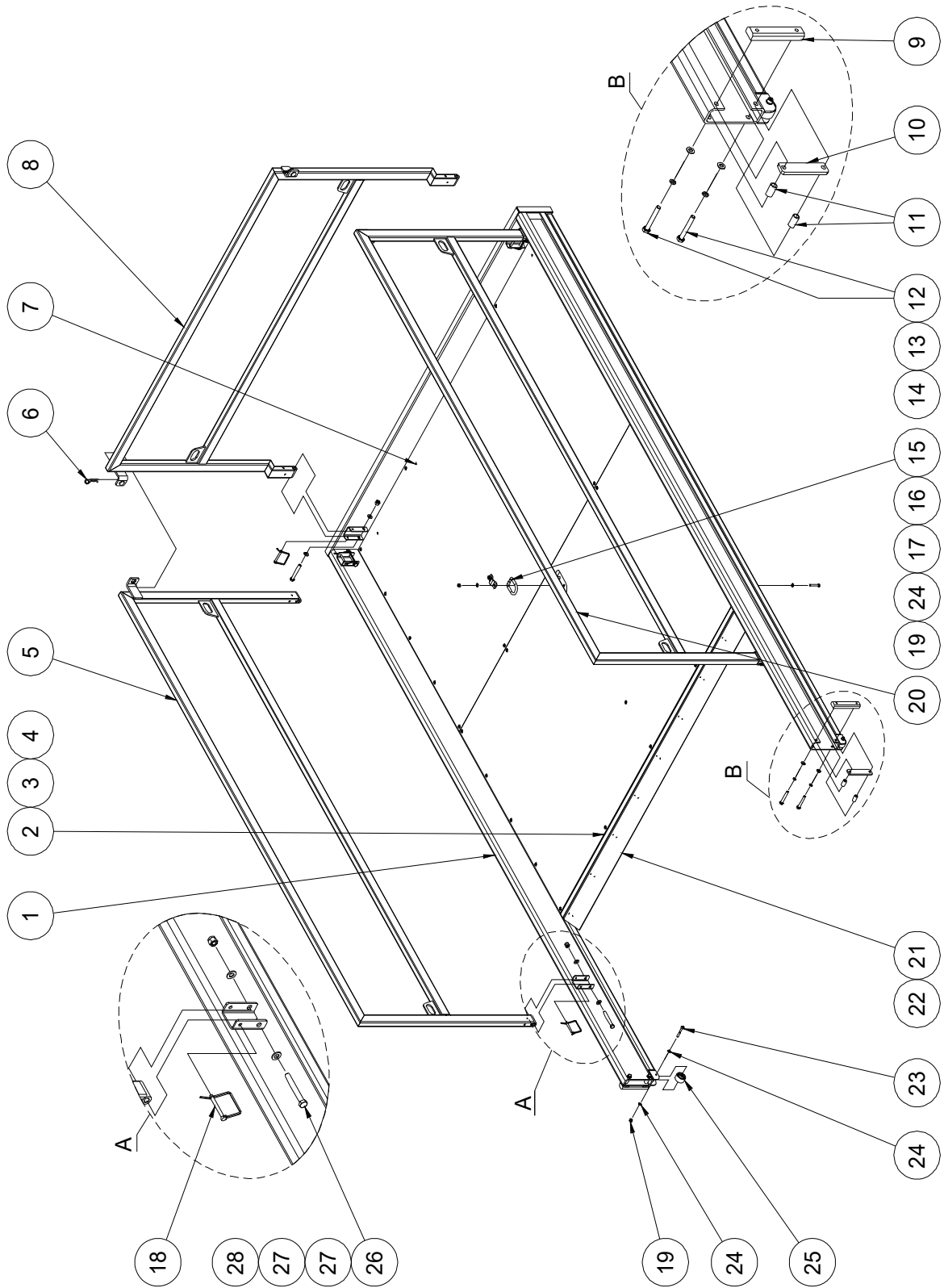
301.1 Main Platform Assembly

Item	Part No.	Description	Qty.
1		Platform control box assembly (refer to 303.1)	1
2	10011382	Platform control box mount bracket (without cover)	1
	10017028	Platform control box mount bracket (with cover)	1
3	00001986	Screw GB/T 818 M6×16 - H	4
4	10022574	Main platform rail 1	2
5	10022577	Main platform rail 2	2
6	10012090	Inserted pin	12
7	00001300	Bolt GB/T 5782 M12×90	12
8	00000814	Washer GB/T 97.1 12	28
9	00001249	Nut GB/T 6182 M12	14
10	10014045	Roller	4
11	00005165	Screw GB/T 79 M10×20	8
12	00002555	Screw GB/T 70.1 M8×25	32
13	00000609	Washer GB/T 93 8	40
14	00000944	Circlips GB/T 894.1-40	4
15	10011328	Roller	4
16	10006579	Washer	4
17	10006578	Block	4
18	10018563	Main platform deck plate 4	1
19	10018562	Main platform deck plate 3	1
20	10011326	Cylinder seat	1
21	00002249	Screw GB/T 70.1 M10×20	2
22	00000679	Washer GB/T 93 10	2
23	00000615	Washer GB/T 97.1 10	2
24	10018429	Main platform deck plate 2	1
25	10022570	Main deck weldment (standard)	1
	10022579	Main deck weldment (option)	1
26	10024423	Main platform deck plate 4 (standard)	1
	10024424	Main platform deck plate 4 (option)	1

301.1 Main Platform Assembly

Item	Part No.	Description	Qty.
27	00000875	Bolt GB/T 5783 M8×20	8
28	10018899	Ring bracket	4
29	10018898	Ring	4
30	10024422	Main platform deck plate 1	1
31	00006322	Rivet GB/T 12618.4 4.8×30	70
32	00003545	Washer GB/T 96.1 5	70
33	00002029	Screw GB/T 70.1 M6×12	2
34	00000621	Washer GB/T 93 6	14
35	00000620	Washer GB/T 97.1 6	14
36	10018459	Bracket	1
37	00008341	Load sensor amplifier	1
38	00000876	Screw GB/T 70.1 M6×16	4
39	10018423	Front rail 1	1
40	00000818	Bolt GB/T 5783 M6×16	12
41	10000302	Hinge B	1
42	10000299	Hinge A	1
43	10011318	Entry gate	1
44	00002604	Bolt GB/T 5783 M8×40	1
45	00000608	Washer GB/T 97.1 8	10
46	00001163	Nut GB/T 6182 M8	1
47	10011325	Latch handle	1
48	10018426	Front rail 2	1
49	00001856	Bolt GB/T 5783 M12×50	2
50	50000555	Manual box	1
51	00002523	Screw GB/T 973 M5×16	4
52	00002573	Nut GB/T 6183.1 M5	4
53	10018433	Plate	2
54	10012192	Inserted pin	4

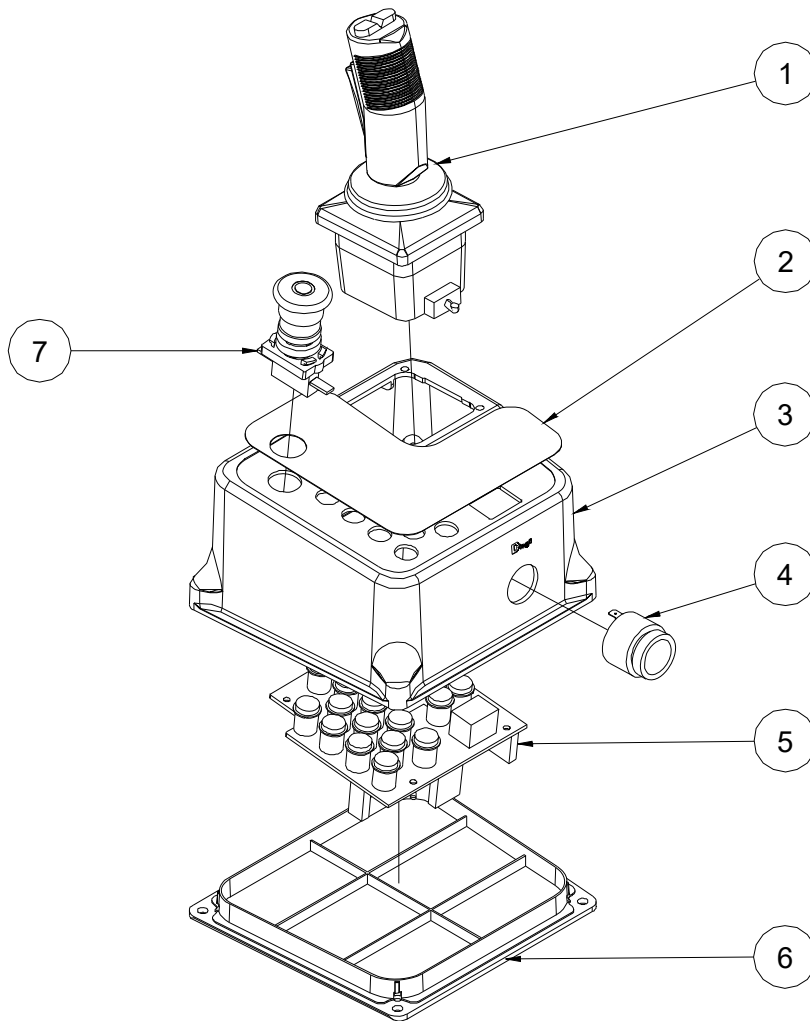
302.1 Platform Extension Assembly



302.1 Platform Extension Assembly

Item	Part No.	Description	Qty.
1	10018436	Extension deck weldment	1
2	10019676	Platform extension deck plate 2	1
3	00006322	Rivet GB/T 12618.4 4.8×30	38
4	00003545	Washer GB/T 96.1 5	38
5	10018446	Right extension rail	1
6	10011337	Cotter pin	2
7	10018454	Platform extension deck plate	1
8	10018450	Rear rail	1
9	10011376	Baffle plate	2
10	10011377	Baffle plate	2
11	10011378	Spacer sleeve	4
12	00002512	Bolt GB/T 5782 M10×70	4
13	00000679	Washer GB/T 93 10	4
14	00000615	Washer GB/T 97.1 10	4
15	10018898	Ring	1
16	10018899	Ring bracket	1
17	00003607	Bolt GB/T 5783 M8×50	2
18	10012090	Inserted pin	6
19	00001163	Nu GB/T 6182 M8	4
20	10018449	Left extension rail	1
21	10018453	Rubber plate	1
22	00001991	Rivet GB/T 12618.4 4.8×16	18
23	00003136	Screw GB/T 70.1 M8×55	2
24	00000608	Washer GB/T 97.1 8	8
25	10011379	Roller	2
26	00001300	Bolt GB/T 5782 M12×90	6
27	00000814	Washer GB/T 97.1 12	12
28	00001249	Nut GB/T 6182 M12	6

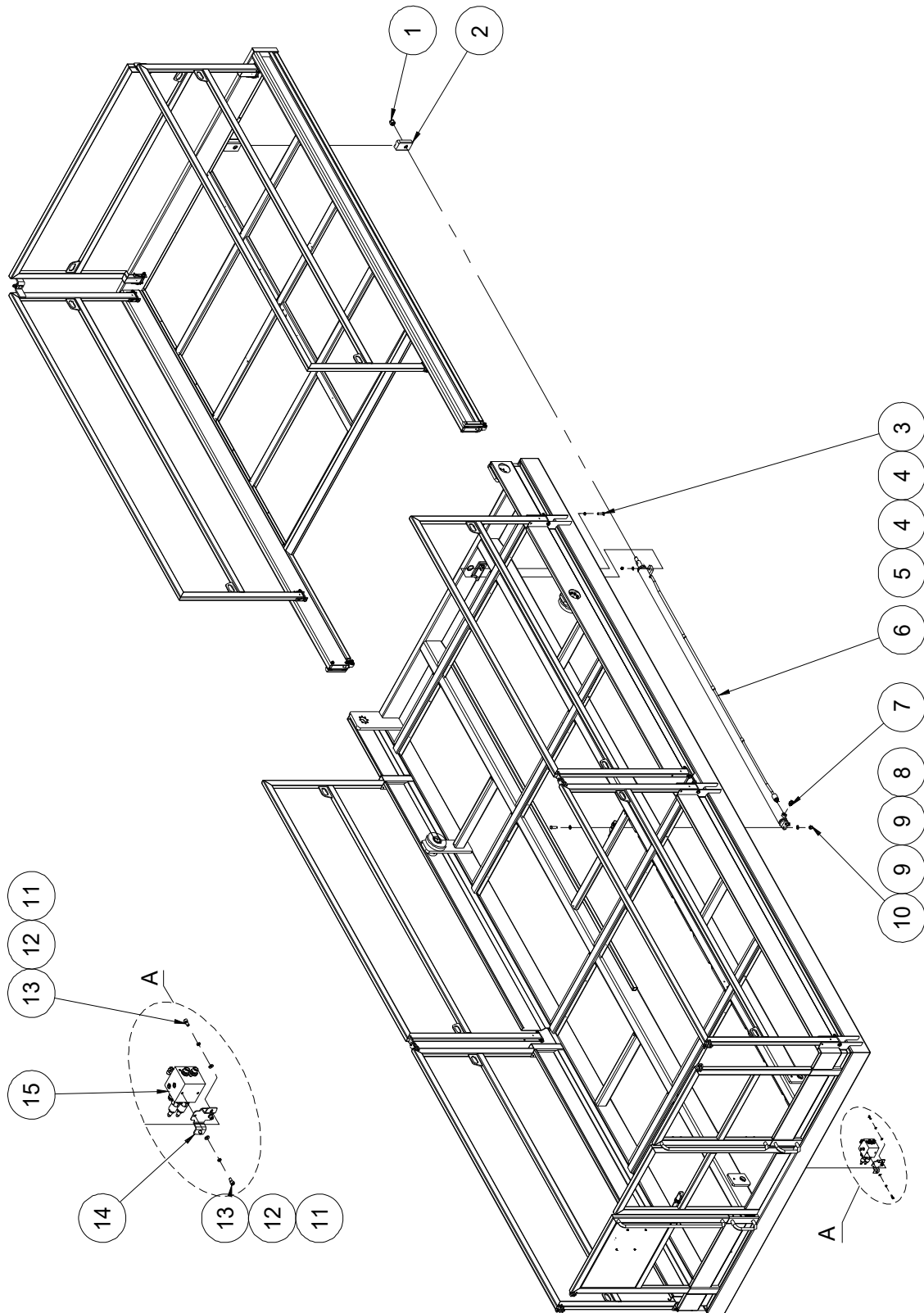
303.1 Platform Control Box Assembly



303.1 Platform Control Box Assembly

Item	Part No.	Description	Qty.
1	00004358	Joystick	1
2	09140047	Decal, Platform control panel	1
3	00004356	Enclosure	1
4	00000712	Alarm	1
5	00004357	Main board	1
6	00004355	Cover bottom	1
7	00000713	Emergency stop switch	1

304.1 Top Telescopic Cylinder Assembly

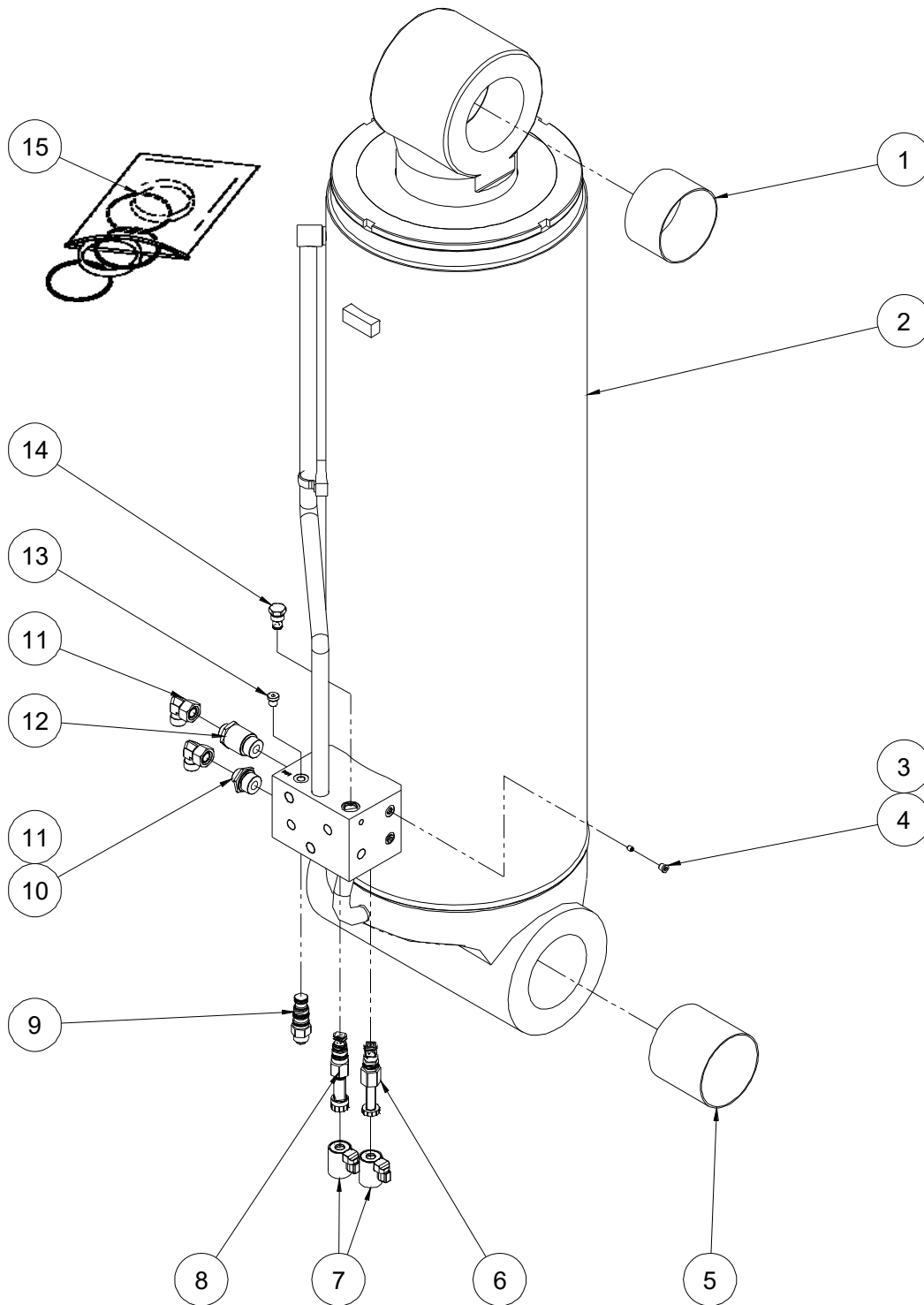


304.1 Top Telescopic Cylinder Assembly

Item	Part No.	Description	Qty.
1	00001051	Nut GB/T 6182 M20	1
2	10018458	Locating plate	1
3	00002411	Bolt GB/T 5783 M10×45	2
4	00000615	Washer GB/T 97.1 10	4
5	00000623	Nut GB/T 6182 M10	2
6	10018225	Extension cylinder	1
--	00006645	Seal kit	1
7	00002921	Straight fitting	2
8	00001055	Bolt GB/T 5783 M12×40	2
9	00000814	Washer GB/T 97.1 12	4
10	00001249	Nut GB/T 6182 M12	2
11	00000608	Washer GB/T 97.1 8	4
12	00000609	Washer GB/T 93 8	4
13	00002051	Screw GB/T 70.1 M8×16	4
14	10011369	Bracket	1
15		Counterbalance manifold assembly (refer to 406.1)	1

Section 4 Hydraulic System

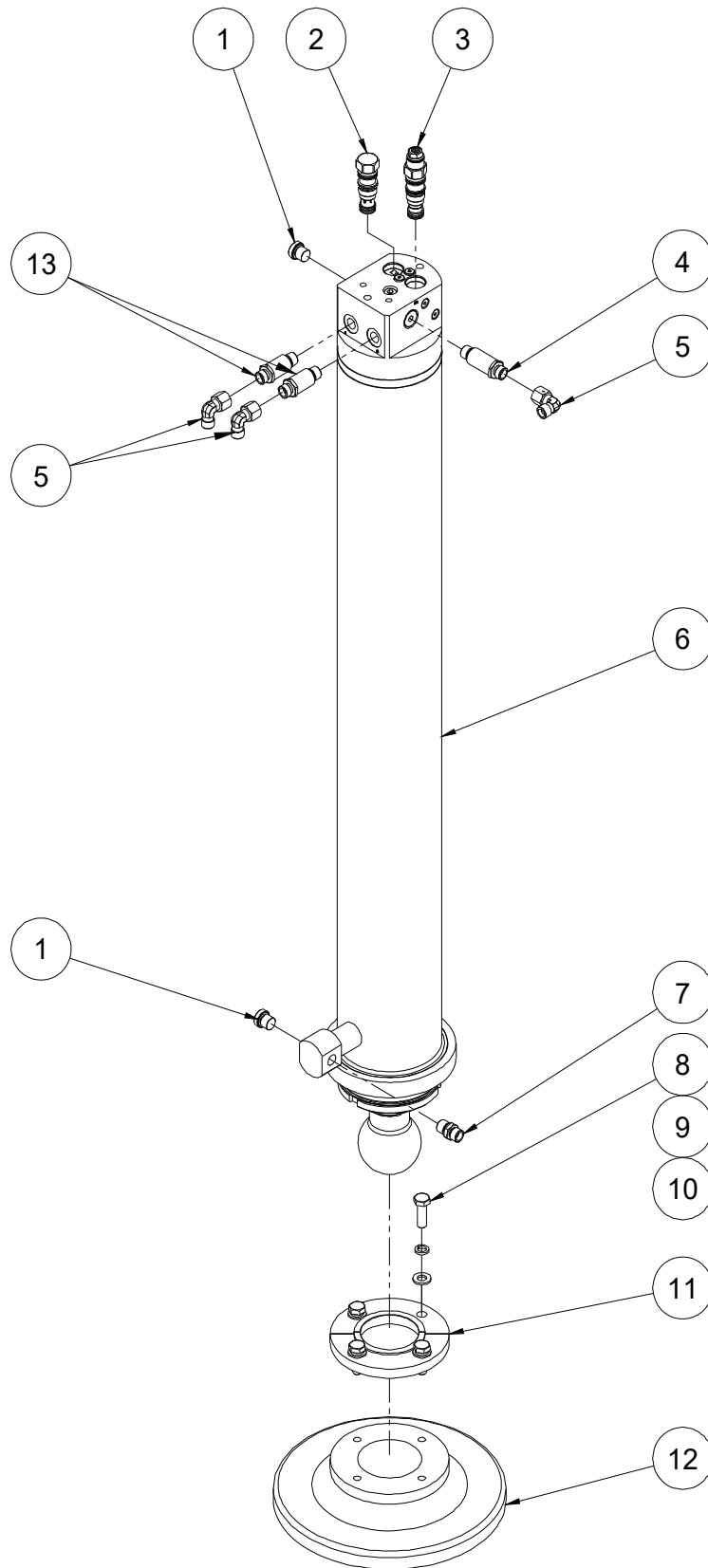
401.1 Lift Cylinder Assembly



401.1 Lift Cylinder Assembly

Item	Part No.	Description	Qty.
1	00008951	8812-13013580A Bearing	2
2	10021081	Lift cylinder	1
3	00008999	Orifice M8_Φ4.2	1
4	00002998	Plug SAE4	3
5	00008948	8812-130135120A Bearing	2
6	00008997	Solenoid valve spool (A)	1
7	00004592	Coil	2
8	00009548	Proportional valve (D)	1
9	00008996	Counterbalance valve spool	1
10	00009000	Straight fitting	1
11	00006447	Elbow	2
12	00009017	Straight fitting	1
13	00001073	Plug VSTI14×1.5ED	1
14	00007840	Check valve	1
15	00009009	Seal kit	1

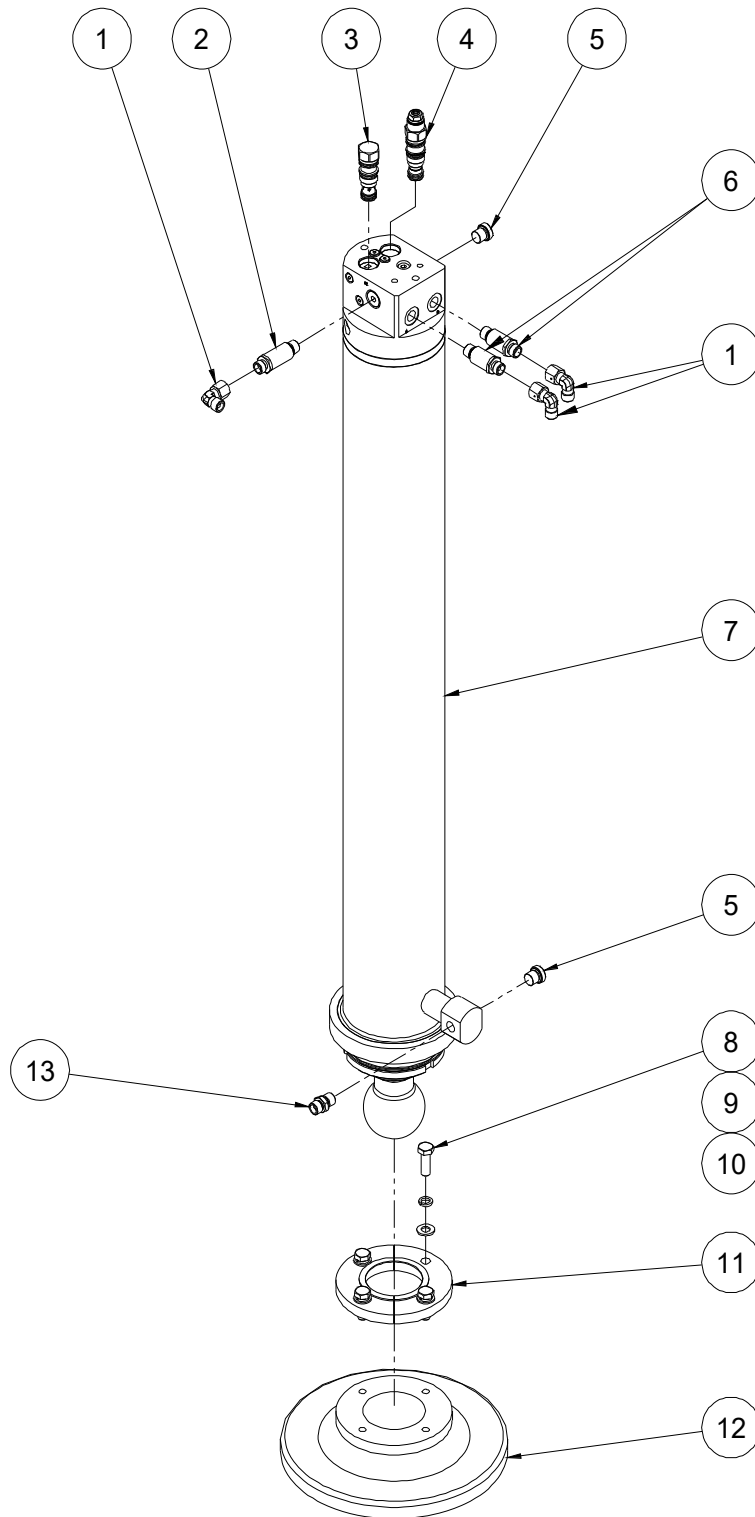
402.1 Left Outrigger Cylinder Assembly



402.1 Left Outrigger Cylinder Assembly

Item	Part No.	Description	Qty.
1	00001073	Plug VST114×1.5ED	2
2	00009693	Pilot-operated check valve (CK1, CK2, CK3, CK4)	1
3	00009755	Counterbalance valve spool (CB1, CB2, CB3, CB4)	1
4	00010021	Straight fitting	1
5	00001832	Elbow	3
6	10022645	Outrigger cylinder	1
--	00009694	Seal kit	1
6	10025172	Outrigger cylinder	1
--	00010865	Seal kit	1
7	00001282	Straight fitting	1
8	00000683	Bolt GB/T 5783 M10×30	4
9	00000679	Washer GB/T 93 10	4
10	00000615	Washer GB/T 97.1 10	4
11	10011095	Retainer	1
12	10011094	Outrigger footpad	1
13	00003758	Elbow	2

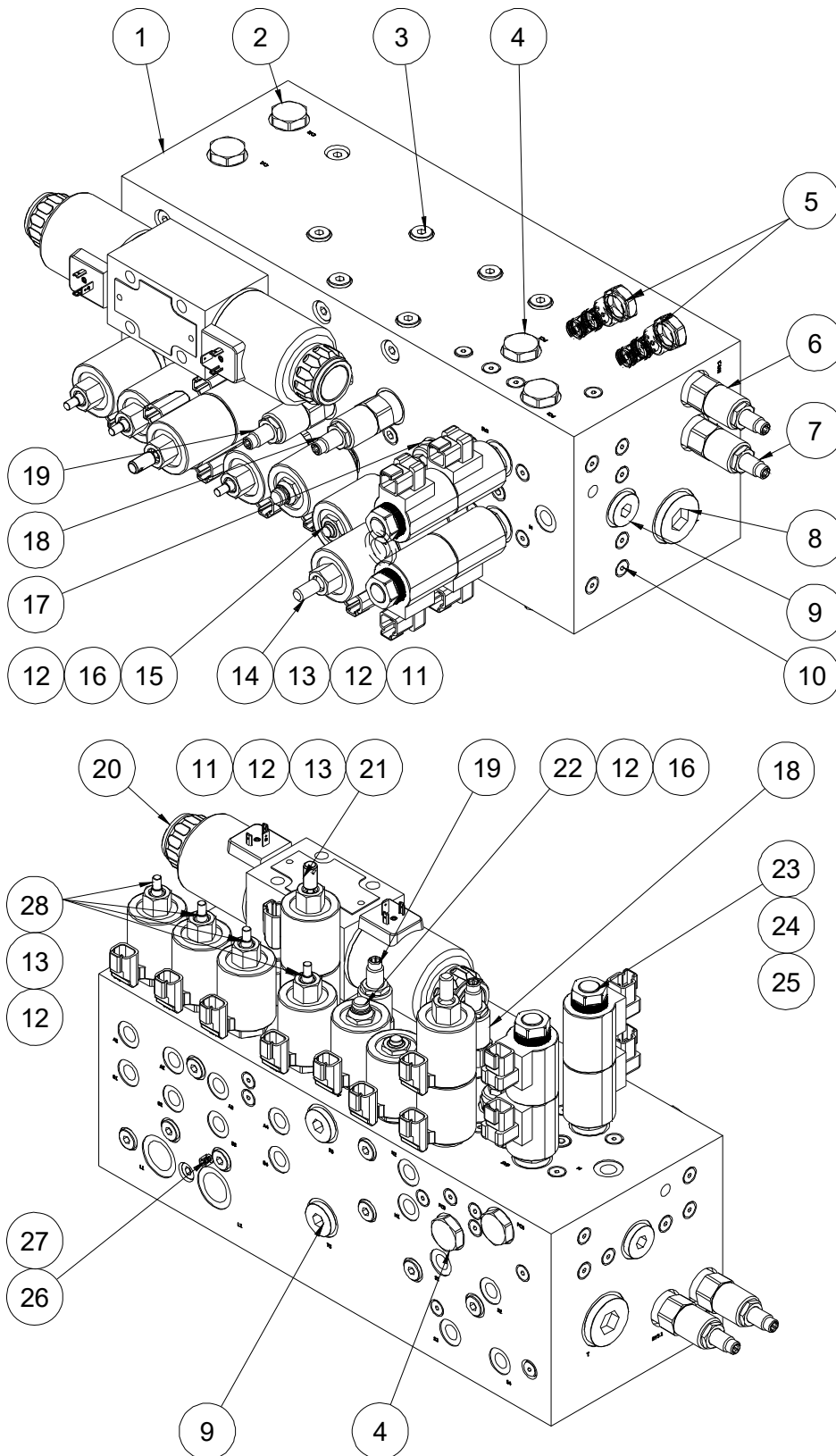
403.1 Right Outrigger Cylinder Assembly



403.1 Right Outrigger Cylinder Assembly

Item	Part No.	Description	Qty.
1	00001832	Elbow	3
2	00010021	Straight fitting	1
3	00009693	Pilot-operated check valve (CK1, CK2, CK3, CK4)	1
4	00009755	Counterbalance valve spool (CB1, CB2, CB3, CB4)	1
5	00001073	Plug VST114×1.5ED	2
6	00003758	Straight fitting	2
7	10022645	Outrigger cylinder	1
--	00009694	Seal kit	1
7	10025172	Outrigger cylinder	1
--	00010865	Seal kit	1
8	00000683	Bolt GB/T 5783 M10×30	4
9	00000679	Washer GB/T 93 10	4
10	00000615	Washer GB/T 97.1 10	4
11	10011095	Retainer	1
12	10011094	Outrigger footpad	1
13	00001282	Straight fitting	1

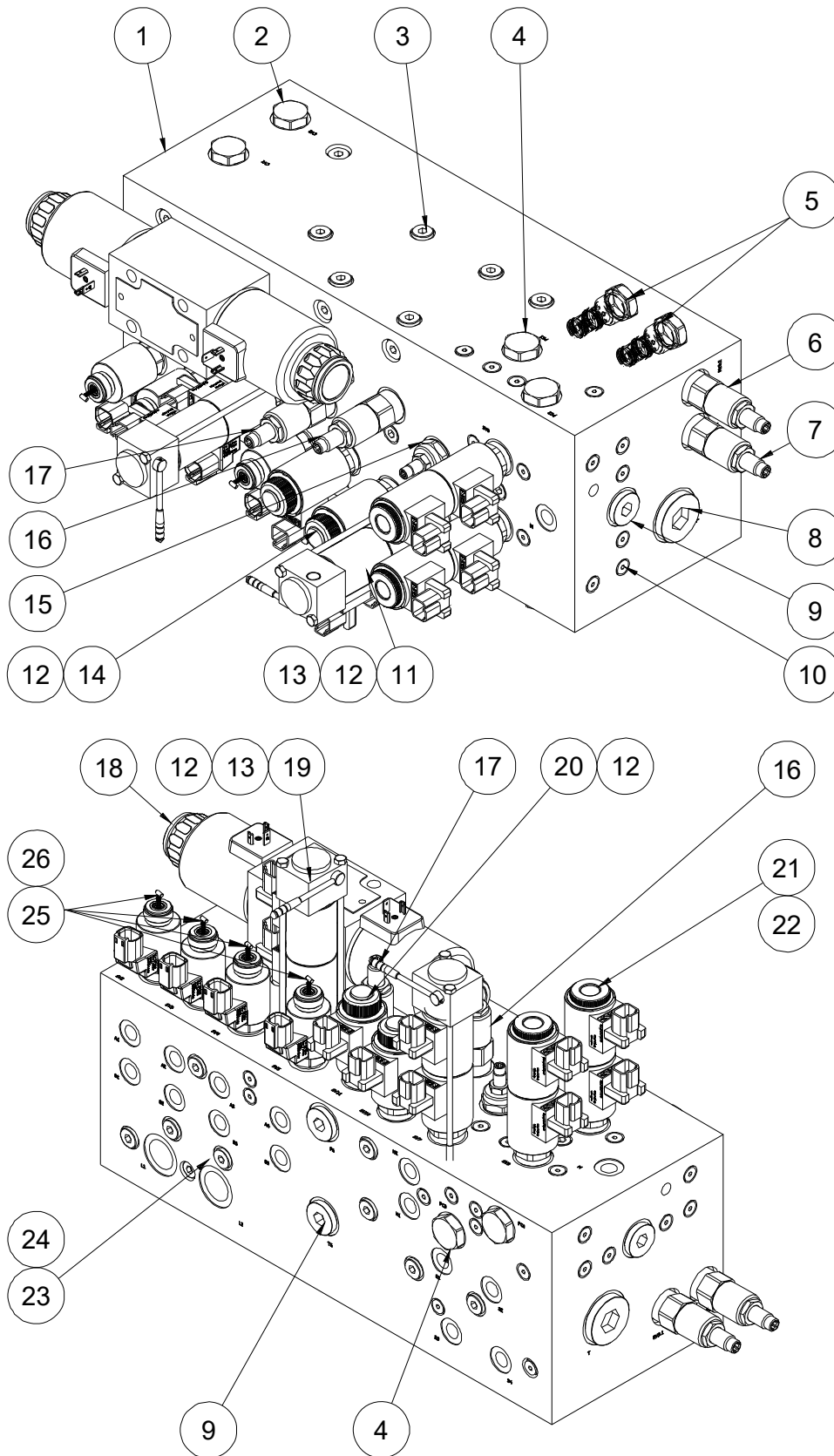
404.1 Function Manifold



404.1 Function Manifold

Item	Part No.	Description	Qty.
1	00007807	Valve body	1
2	00008830	Check valve (CV1, CV2, CV3)	3
3	00003361	Plug SAE6	21
4	00007143	Pilot-operated check valve (PC1, PC2, PC3, PC4)	4
5	00003921	Shuttle valve (LS1, LS2)	2
6	00007826	Relief valve (RV3.2)	1
7	00007825	Relief valve (RV3.1)	1
8	00001080	Plug VSTI33×2ED	1
9	00001077	Plug VSTI22×1.5ED	4
10	00002997	Plug SAE3	30
11	00006735	Washer	2
12	00006733	Coil	10
13	00004371	Nut	6
14	00007242	Solenoid valve spool (SV7)	1
15	00007239	Solenoid valve spool (SV10)	1
16	00003017	Nut	2
17	00007158	Flow control valve (FC1)	1
18	00007240	Relief valve (RV2)	1
19	00007149	Relief valve (RV1)	1
20	00007241	Solenoid valve (SV6)	1
21	00007147	Solenoid valve spool (SV1)	1
22	00004548	Solenoid valve spool (SV11)	1
23	00004307	Proportional valve (SV8, SV9)	2
24	00003353	Nut	2
25	00003319	Coil	4
26	00008911	Orifice M8×1_Φ4.0	1
27	00002998	Plug SAE4	5
28	00007148	Solenoid valve spool (SV2, SV3, SV4, SV5)	4
	00009652	Solenoid valve spool (SV2, SV3, SV4, SV5)	4

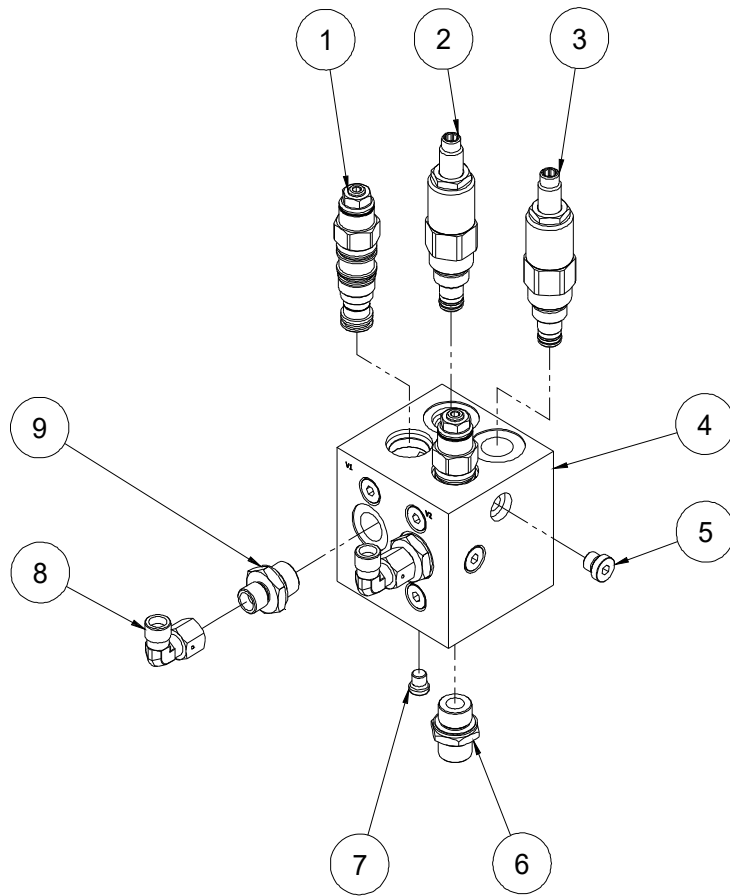
404.2 Function Manifold



404.2 Function Manifold

Item	Part No.	Description	Qty.
1	00007807	Valve body	1
2	00009541	Check valve (CV1, CV2, CV3)	3
3	00003361	Plug SAE6	21
4	00007143	Pilot-operated check valve (PC1, PC2, PC3, PC4)	4
5	00003921	Shuttle valve (LS1, LS2)	2
6	00007826	Relief valve (RV3.2)	1
7	00007825	Relief valve (RV3.1)	1
8	00001080	Plug VSTI33×2ED	1
9	00001077	Plug VSTI22×1.5ED	4
10	00002997	Plug SAE3	30
11	00009542	Solenoid valve spool (SV7)	1
12	00009528	Coil	6
13	00009526	Manual Handle	2
14	00009531	Solenoid valve spool (SV10)	1
15	00009546	Flow control valve (FC1)	1
16	00007240	Relief valve (RV2)	1
17	00007149	Relief valve (RV1)	1
18	00007241	Solenoid valve (SV6)	1
19	00009529	Solenoid valve spool (SV1)	1
20	00009543	Solenoid valve spool (SV11)	1
21	00009544	Proportional valve (SV8, SV9)	2
22	00009545	Coil	4
23	00008911	Orifice M8×1_Φ4.0	1
24	00002998	Plug SAE4	5
25	00009530	Solenoid valve spool (SV2, SV3, SV4, SV5)	4
26	00009527	Coil	4

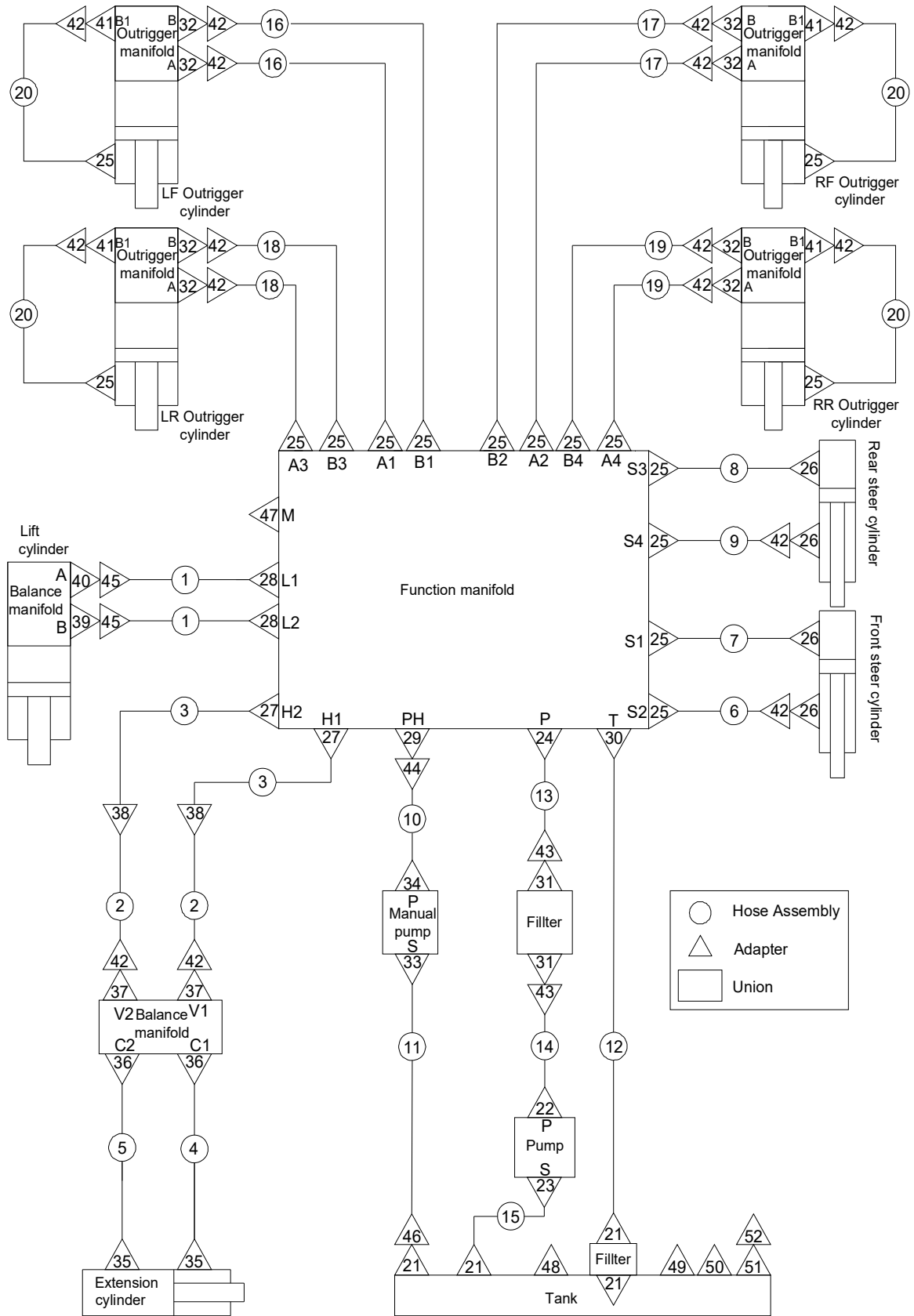
405.1 Counterbalance Manifold Assembly



405.1 Counterbalance Manifold Assembly

Item	Part No.	Description	Qty.
1	00007257	Counterbalance valve spool	2
2	00006792	Relief valve	1
3	00007258	Relief valve	1
4	00007256	Valve body	1
5	00001112	Plug VST11/8ED	8
6	00001262	Straight fitting	2
7	00002999	Plug SAE2	2
8	00001832	Elbow	2
9	00005693	Straight fitting	2

406.1 Hydraulic Hoses and Fittings



406.1 Hydraulic Hoses and Fittings

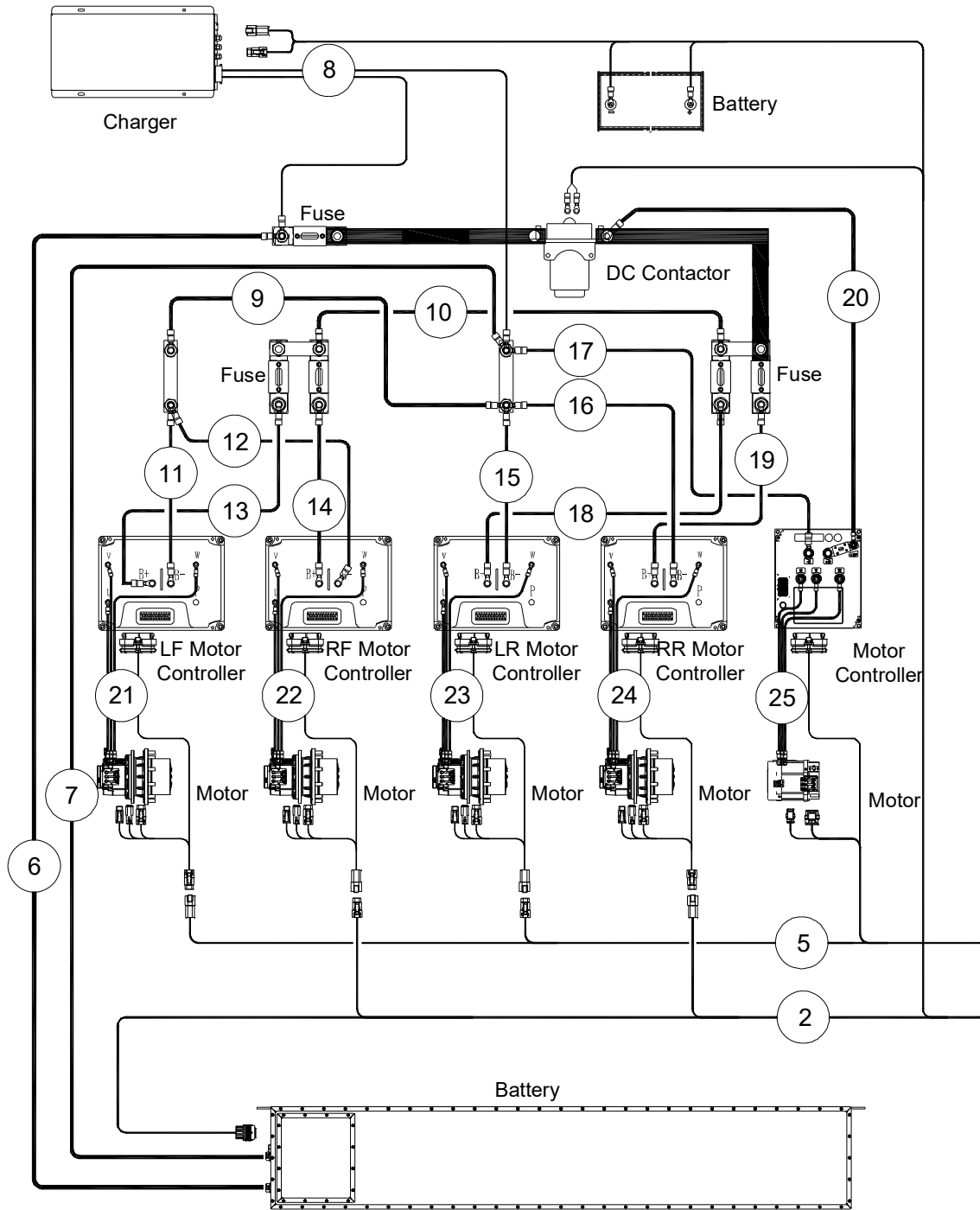
Item	Part No.	Description	Qty.
1	00008972	Hose assembly	2
2	00008973	Hose assembly	2
3	00008980	Hose assembly	2
4	00008974	Hose assembly	1
5	00008975	Hose assembly	1
6	00009514	Hose assembly	1
7	00009515	Hose assembly	1
8	00009516	Hose assembly	1
9	00007095	Hose assembly	1
10	00008820	Hose assembly	1
11	00009056	Hose assembly	1
12	00008085	Hose assembly	1
13	00008821	Hose assembly	1
14	00009033	Hose assembly	1
15	00009055	Hose assembly	1
16	00007914	Hose assembly	2
17	00008990	Hose assembly	2
18	00008812	Hose assembly	2
19	00008989	Hose assembly	2
20	00008993	Hose assembly	4
21	00003964	Straight fitting	4
22	00006180	Flange adapter	1
23	00008473	Flange adapter	1
24	00004466	Straight fitting	1
25	00001282	Straight fitting	16
26	00002921	Straight fitting	4
27	00001261	Straight fitting	2
28	00008469	Straight fitting	2
29	00006556	Straight fitting	1

406.1 Hydraulic Hoses and Fittings

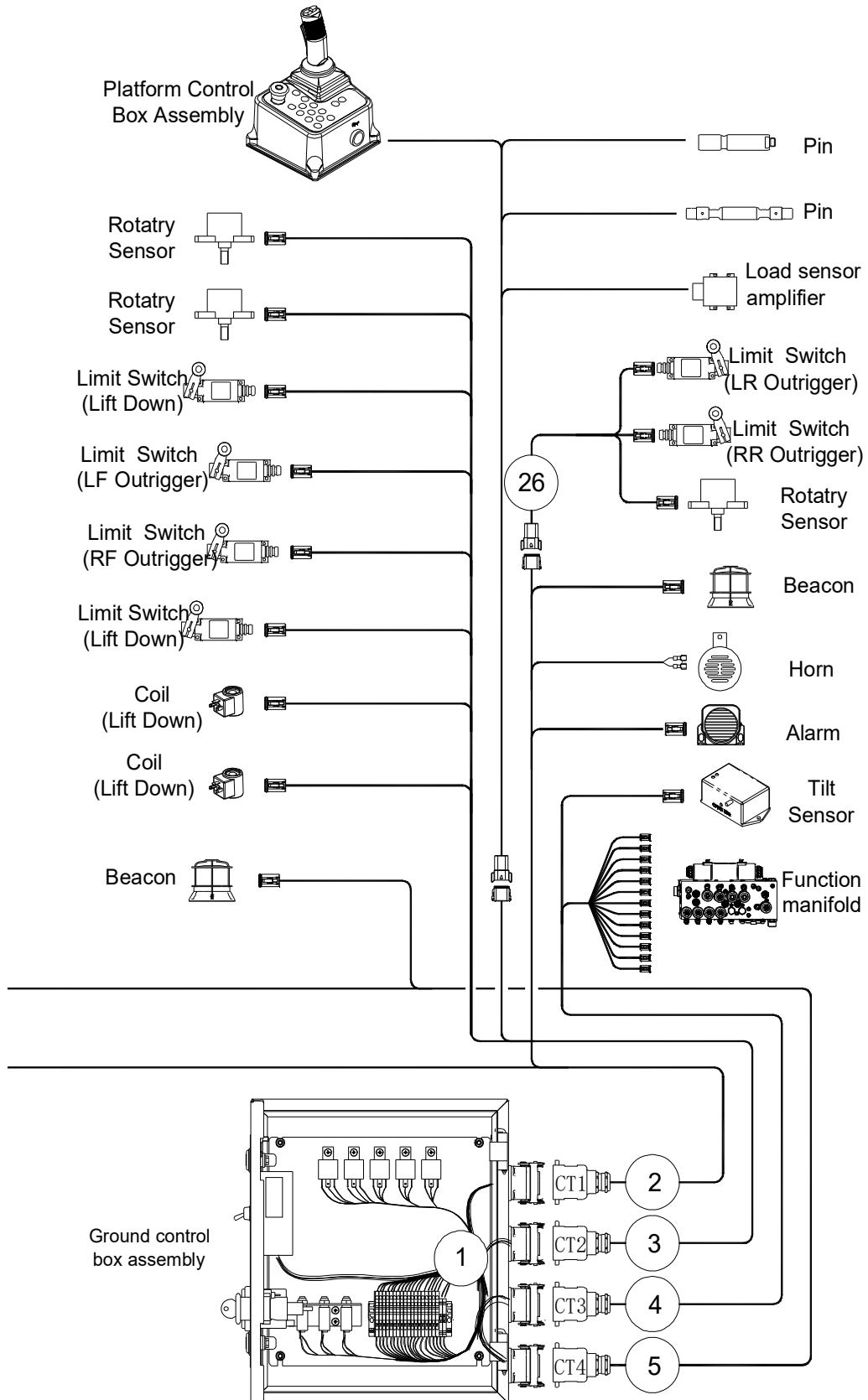
Item	Part No.	Description	Qty.
30	00002071	Straight fitting	1
31	00003963	Straight fitting	2
32	00003758	Straight fitting	8
33	00001506	Straight fitting	1
34	00001507	Straight fitting	1
35	00001294	Straight fitting	2
36	00001262	Straight fitting	2
37	00005693	Straight fitting	2
38	00009112	Straight fitting	2
39	00009000	Straight fitting	1
40	00009017	Straight fitting	1
41	00010021	Straight fitting	4
42	00001832	Elbow	16
43	00001842	Elbow	2
44	00001835	Elbow	1
45	00006447	Elbow	2
46	00003844	Straight fitting	1
47	00001073	Plug VSTI14×1.5ED	1
48	00001080	Plug VSTI33×1.5ED	1
49	00001076	Plug VSTI20×1.5ED	1
50	00001078	Plug VSTI26×1.5ED	1
51	50000197	G3/4 Plug	1
52	50000523	Washer	1

Section 5 Electrical System

501.1 Electrical Harness



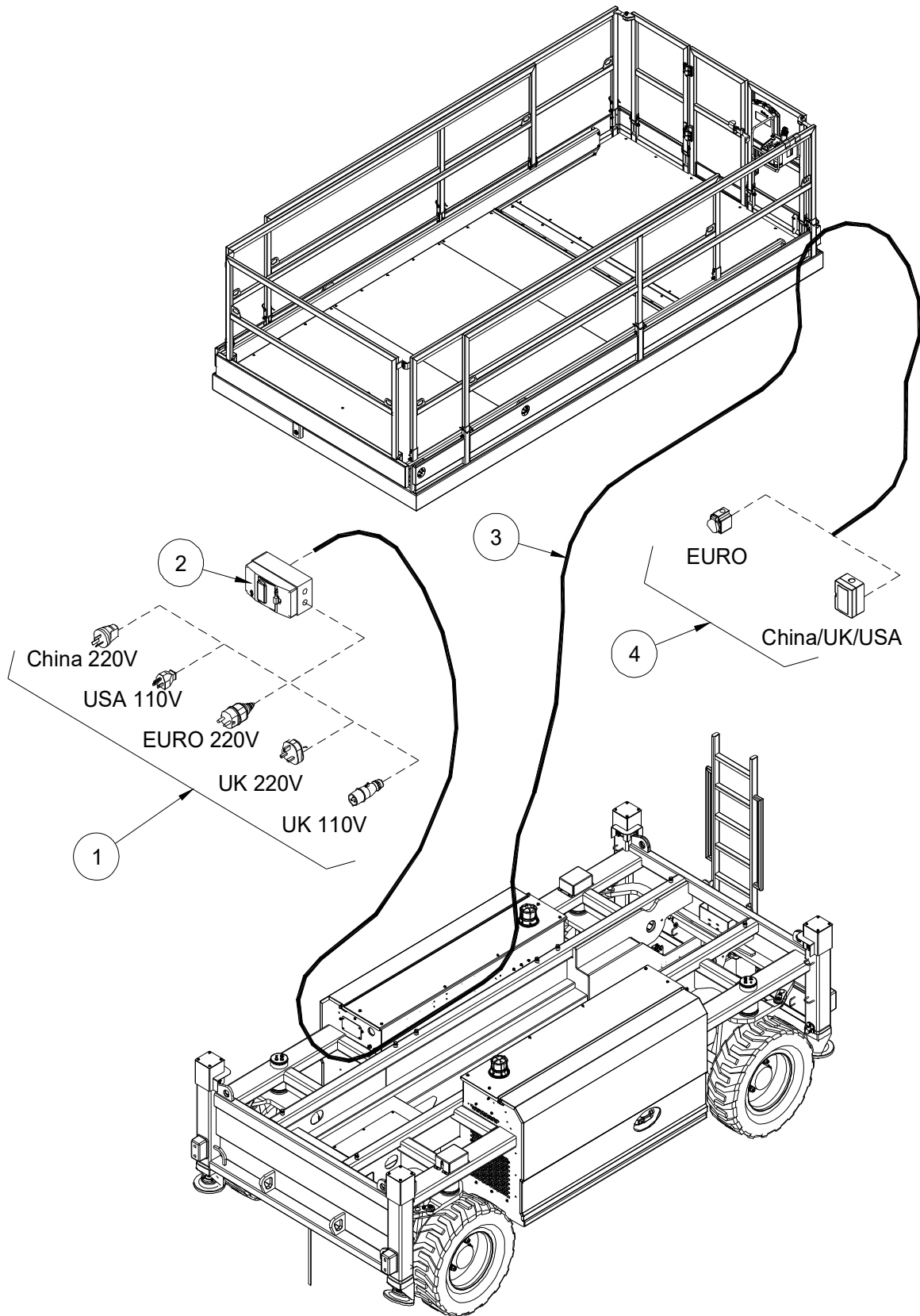
501.1 Electrical Harness



501.1 Electrical Harness

Item	Part No.	Description	Qty.
1	00008866	Ground control box harness	1
2	00008867	CT1 harness	1
3	00009041	CT2 harness	1
4	00008869	CT3 harness	1
5	00009436	CT4 harness	1
6	00008877	Battery positive harness	1
7	00008878	Battery negative harness	1
8	00008892	Battery charger harness	1
9	00008893	negative copper bar harness	1
10	00008879	Fuse harness	1
11	00008882	Motor controller negative harness 1	1
12	00009430	Motor controller negative harness 2	1
13	00008881	Motor controller positive harness 1	1
14	00009429	Motor controller positive harness 2	1
15	00008886	Motor controller negative harness 3	1
16	00009432	Motor controller negative harness 4	1
17	00009428	Pump controller negative harness	1
18	00008885	Motor controller positive harness 3	1
19	00009431	Motor controller positive harness 4	1
20	00009427	Pump r controller positive harness	1
21	00009042	Drive motor harness 1	1
22	00009043	Drive motor harness 2	1
23	00009044	Drive motor harness 3	1
24	00009045	Drive motor harness 4	1
25	00009433	Pump motor harness	1
26	00009309	Switch harness	1

502.1 Power to Platform

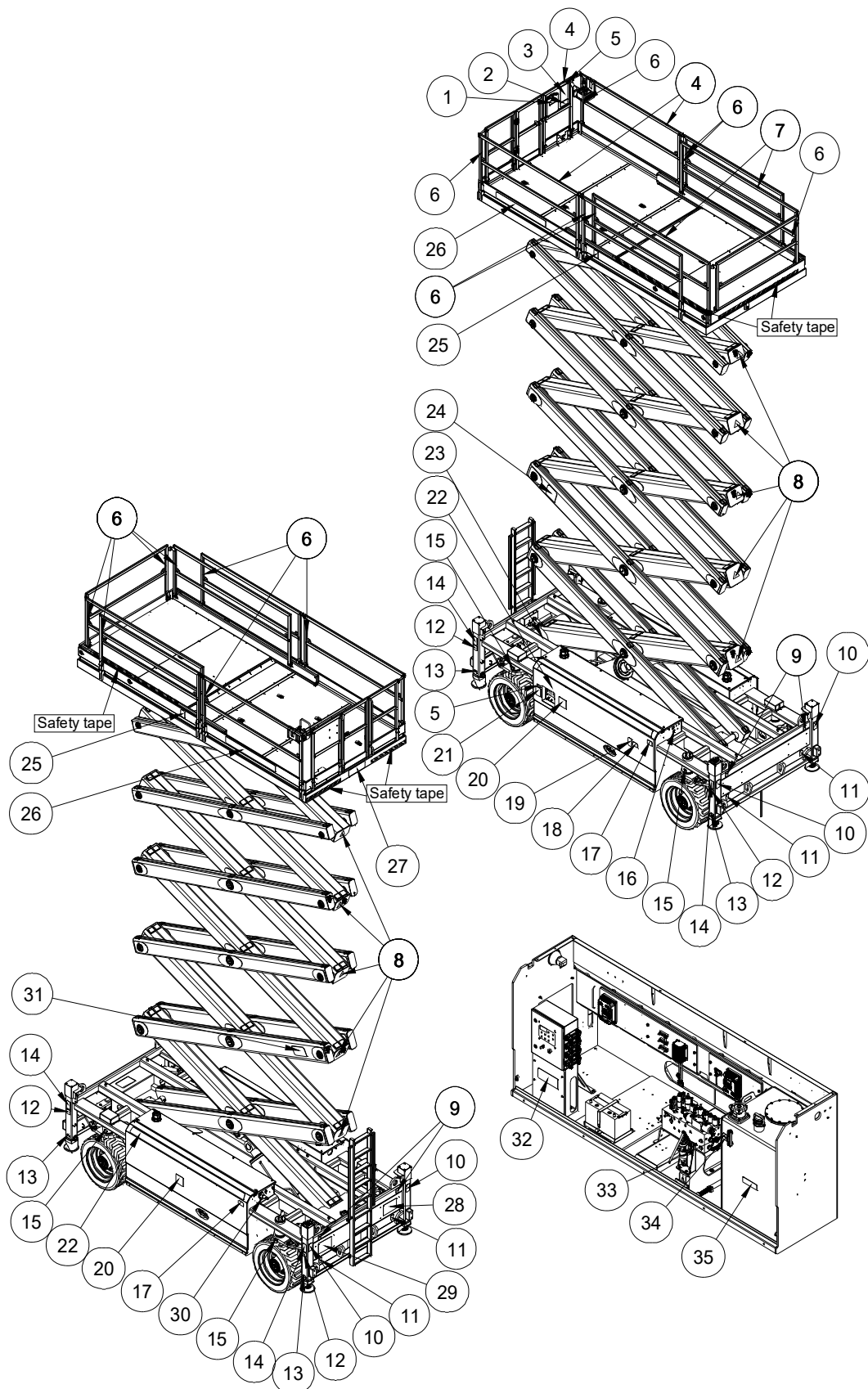


502.1 Power to Platform

Item	Part No.	Description	Qty.
1	00003148	AC plug (China 220V)	1
	00003149	AC plug (USA 110V)	1
	00003151	AC plug (European 220V)	1
	00003150	AC plug (UK 220V)	1
	00002615	AC plug (UK 110V)	1
2	00002634	Circuit breaker (Option)	1
3	00009774	Wire cable, platform AC power	1
4	00002709	AC socket (European)	1
	00000668	AC socket (China/UK/USA)	1

Section 6 Decal

601.1 Decals with Words



601.1 Decals with Words

Item	Part No.	Description	Qty.
1	09340001	Decal, Notice-Keep the manual with the machine	1
2	09440119	Decal, Danger-Tip-over hazard, tilt-alarm	1
3	09440001	Decal, Danger-General safety rules	1
4	09340070	Decal, Symbols-Non operating hand position	3
5	09340003	Decal, Instructions-Refer the operator to the instructions for use	2
6	09440011	Decal, Label-Lanyard anchorage point	14
7	09440212	Decal, Warning-Crushing hazard	2
8	09430007	Decal, Symbols-Crushing hazard	10
9	09310049	Decal, Instructions-Lift point	4
10	09420005	Decal, Warning-Collision hazard	4
11	09310050	Decal, Instructions-Tie down point	4
12	09410157	Decal, Symbols-Outrigger using warning	4
13	09310500	Decal, Instructions-Maximum outrigger load 10000kg	4
14	09410069	Decal, Warning-Crushing hazard, outrigger	4
15	09310499	Decal, Instructions-Maximum wheel load 10000kg	4
16	09310217	Decal, Instructions-Power to platform	1
17	09540001	Decal, Label-CE	2
18	09310148	Decal, Instructions-Emergency	1
19	09410071	Decal, Warning-Injection hazard	1
20	09410001	Decal, Danger-Explosion/burn hazard	2
21	09410003	Decal, Warning-Inspected and operation properly	1
22	09910095	Decal, Label-JCPT3225DC	2
23	09410005	Decal, Danger-Do not alter or disable limit switch	1
24	09330012	Decal, Symbols-Grease filling port	1
25	09440007	Decal, Caution-Max. manual force 400N	2
26	09640212	Decal, Label-JCPT3225DC	2
27	09440434	Decal, Label-Capacity 1000kg	1
28	09310508	Decal, Instructions-Grease filling port	1

601.1 Decals with Words

Item	Part No.	Description	Qty.
29	09310510	Decal, Instructions-Grease filling port	1
30	09310219	Decal, Instructions-Battery charger	1
31	09330010	Decal, Instructions-Grease filling port	1
32	09310494	Decal, Symbols-Emergency operating instructions	1
	09310521	Decal, Symbols-Emergency operating instructions	1
33	09310052	Decal, Instructions-Highest oil level	1
34	09310053	Decal, Instructions-Lowest oil level	1
35	09310054	Decal, Instructions-Hydraulic	1

601.1 Decals with Words

① 09340001



② 09440119




④ 09340070



⑤ 09340003



③ 09440001



⑥ 09440011



⑧ 09430007



⑨ 09310049




⑦ 09440212



⑩ 09420005



⑫ 09410157




⑪ 09310050



⑰ 09410071



⑳ 09410003



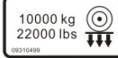
⑬ 09310500



⑭ 09410069



⑮ 09310499



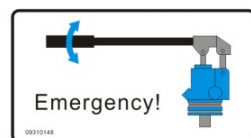
⑯ 09310217



⑰ 09540001



⑱ 09310148



⑳ 09410001



㉓ 09410005



㉒ 09910095



601.1 Decals with Words

(26) 09640212

JCPT3225DC

(27) 09440434

(25) 09440007

CAUTION

Max. Manual Force

400N

(24) 09330012

(28) 09310508

(29) 09310510

(31) 09330010

(32) 09310494

(33) 09310052

(32) 09310521

(34) 09310053

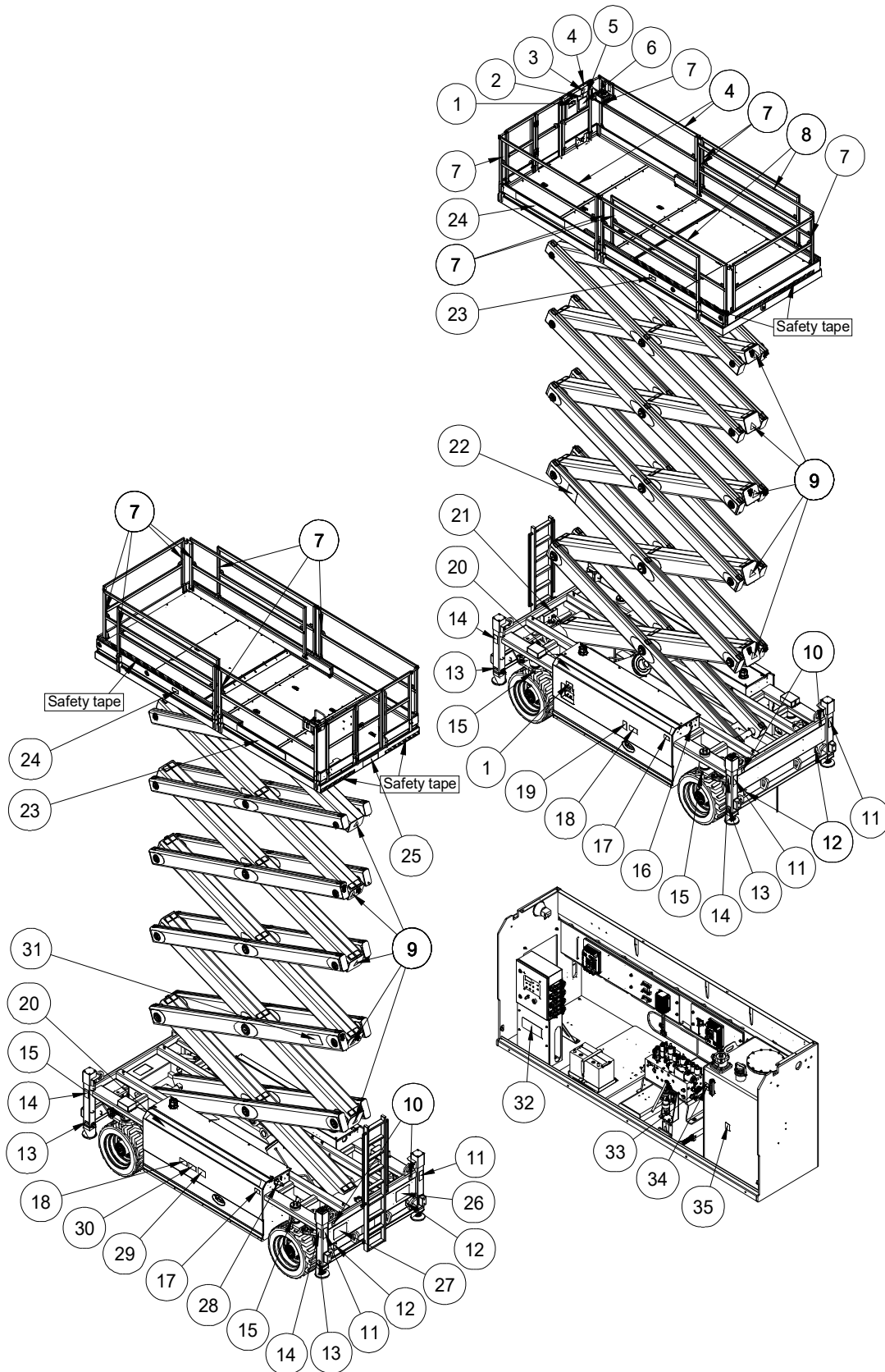
(30) 09310219

BATTERY CHARGER

(35) 09310054

HYDRAULIC

602.1 Decals with Symbols
















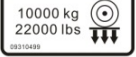





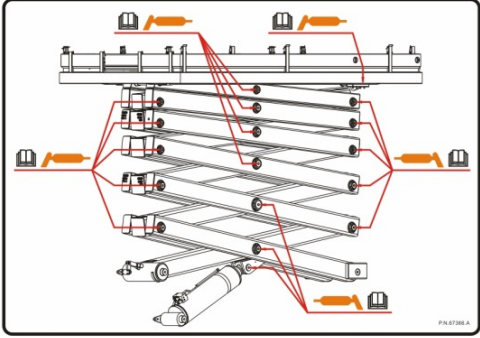

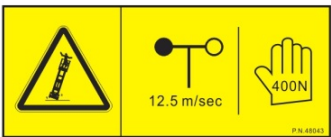


602.1 Decals with Symbols

Item	Part No.	Description	Qty.
1	09340026	Decal, Symbols-Refer the operator to the instructions for use	2
2	09440094	Decal, Symbols-Tip-over hazard, outrigger	1
3	09340028	Decal, Instructions-Directional arrows	1
4	09340070	Decal, Symbols-Non operating hand position	3
5	09440090	Decal, Symbols-Tip-over hazard, tilt-alarm	1
6	09440091	Decal, Symbols-General safety rules	1
7	09440089	Decal, Label-Lanyard anchorage point	14
8	09440212	Decal, Warning-Crushing hazard	2
9	09430007	Decal, Symbols-Crushing hazard	10
10	09310049	Decal, Instructions-Lift point	4
11	09410043	Decal, Symbols-Collision hazard	4
12	09310050	Decal, Instructions-Tie down point	4
13	09310500	Decal, Instructions-Maximum outrigger load 10000kg	4
14	09410042	Decal, Symbols-Crushing hazard	4
15	09310499	Decal, Instructions-Maximum wheel load 10000kg	4
16	09310098	Decal, Symbols-Platform power instructions	1
17	09540001	Decal, Label-CE	2
18	09410049	Decal, Symbols-Electrocution hazard	2
19	09410050	Decal, Symbols-Injection hazard	2
20	09910095	Decal, Label-JCPT3225DC	2
21	09410051	Decal, Symbols-Do not alter or disable limit switch	1
22	09330015	Decal, Symbols-Grease filling port	1
23	09440072	Decal, Symbols-Max. manual force 400N	2
24	09640212	Decal, Label-JCPT3225DC	2
25	09440434	Decal, Label-Capacity 1000kg	1
26	09310495	Decal, Symbols-Grease filling port	1
27	09310496	Decal, Symbols-Grease filling port	1
28	09310461	Decal, Symbols-Battery charging instructions	1

602.1 Decals with Symbols

Item	Part No.	Description	Qty.
29	09410147	Decal, Symbols-Charge warning	2
30	09410048	Decal, Symbols-Explosion/burn hazard	2
31	09330014	Decal, Symbols-Grease filling port	1
32	09310494	Decal, Symbols-Emergency operating instructions	1
	09310521	Decal, Symbols-Emergency operating instructions	1
33	09310052	Decal, Instructions-Highest oil level	1
34	09310053	Decal, Instructions-Lowest oil level	1
35	09310073	Decal, Instructions-Hydraulic	1

602.1 Decals with Symbols

① 09340026 	② 09440094 	③ 09340028 	⑥ 09440091 
④ 09340070 	⑤ 09440090 	⑦ 09440089 	
⑧ 09440212 	⑩ 09310049 	⑪ 09410043 	⑫ 09310050 
⑨ 09430007 			⑬ 09310500 
			⑮ 09310499 
⑭ 09410042 	⑯ 09310098 	⑰ 09540001 	⑱ 09410049 
	⑳ 09410051 		㉒ 09330015 
㉑ 09410050 	㉓ 09440072 		
㉔ 09910095 	㉔ 09640212 		

JCPT3225DC

JCPT3225DC : 4x4x4 SELF-PROPELLED TOUGH-TERRAIN SCISSOR LIFTS

602.1 Decals with Symbols

25 09440434

28 09310461

26 09310495

29 09410147

31 09330014

27 09310496

30 09410048

32 09310494

33 09310052

34 09310053

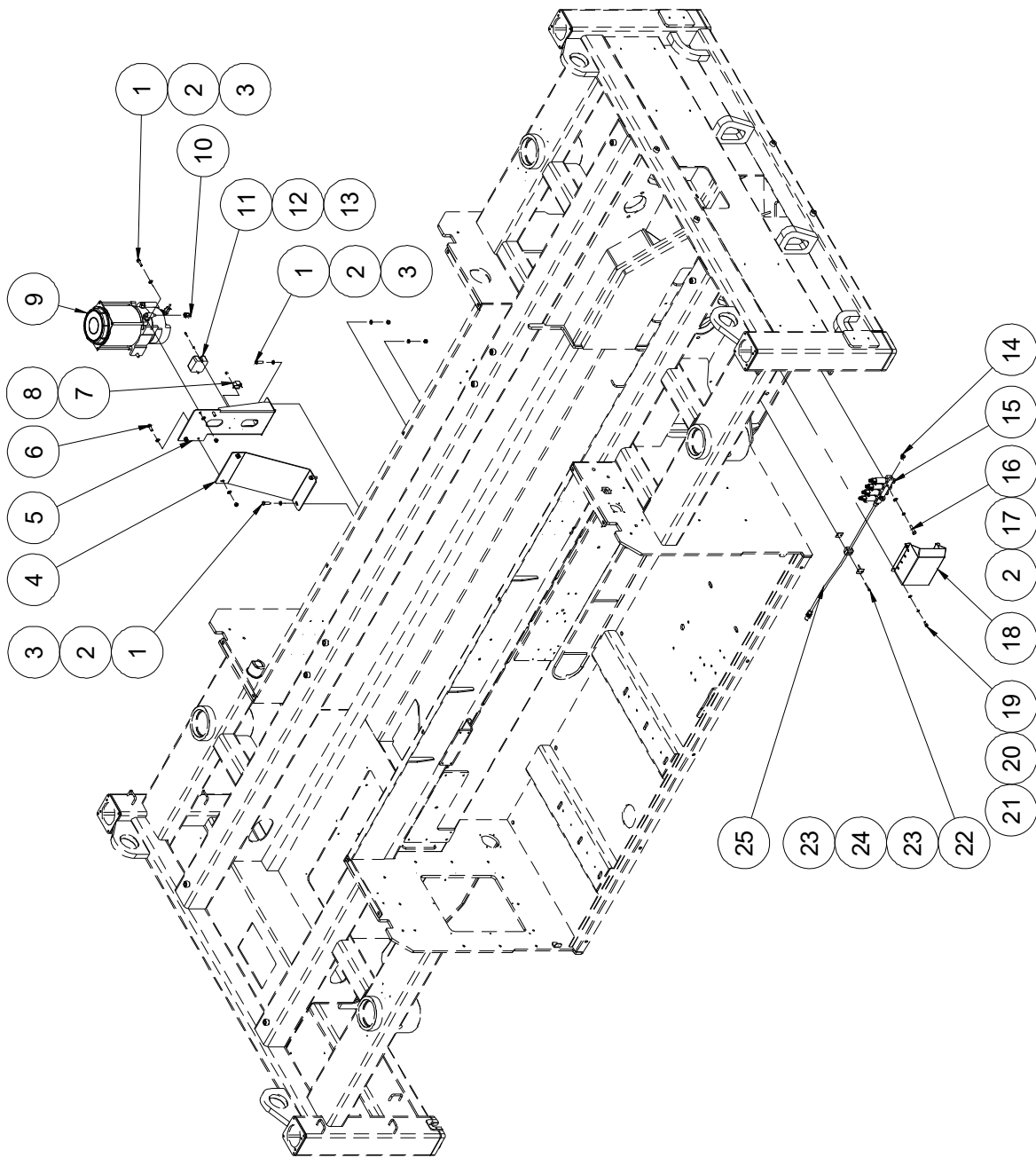
32 09310521

35 09310073

Section 7

Automatic Lubrication Systems

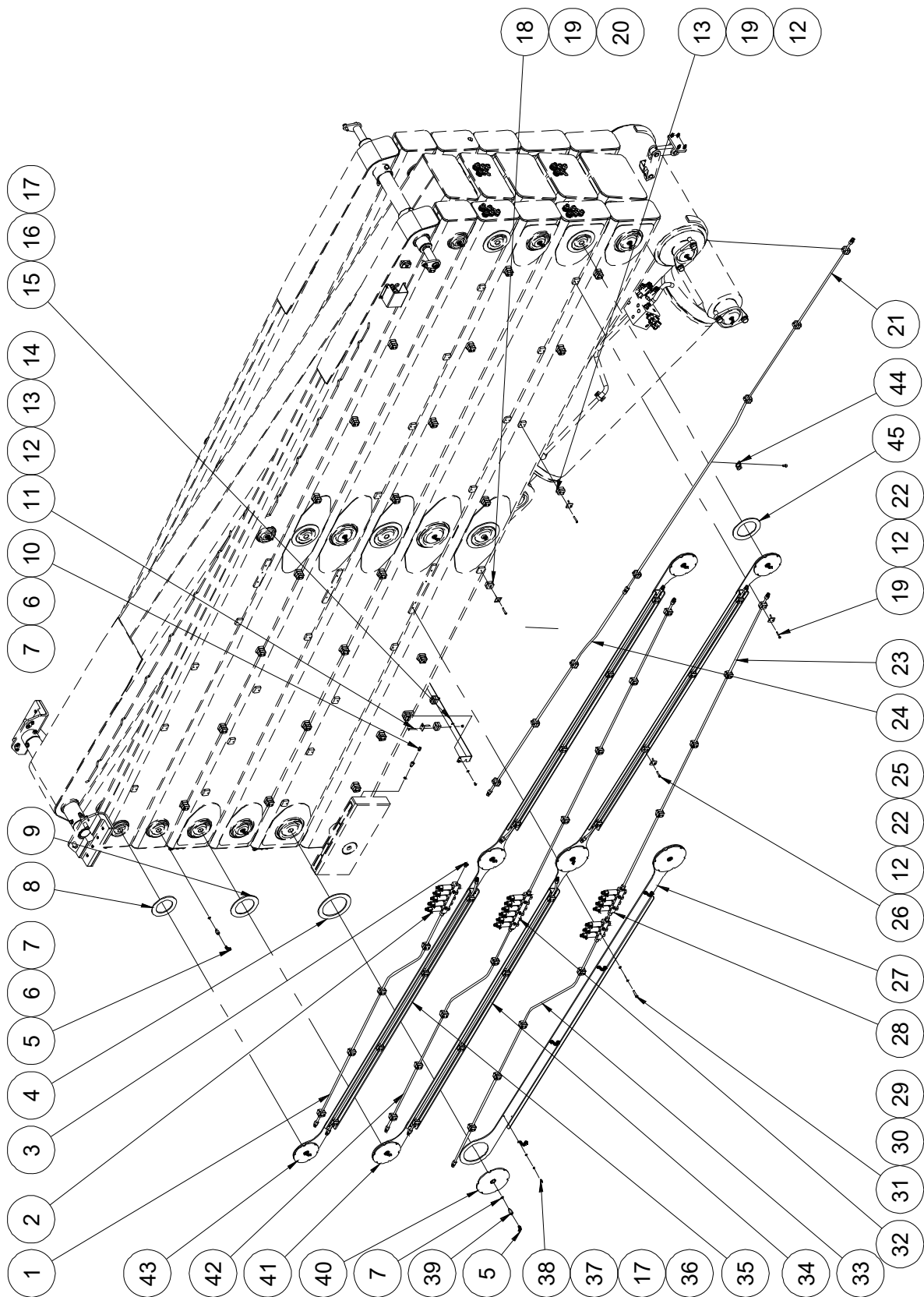
701.1 Automatic Lubrication Systems - Chassis Components



701.1 Automatic Lubrication Systems - Chassis Components

Item	Part No.	Description	Qty.
1	00000684	Bolt GB/T 5783 M10×35	8
2	00000615	Washer GB/T 97.1 10	22
3	00000623	Nut GB/T 6182 M10	10
4	10018530	Support plate	1
5	10018299	Pump bracket	1
6	00000683	Bolt GB/T 5783 M10×30	2
7	00002206	Relay	1
8	00001010	Screw GB/T 973 M5×8	1
9	00008660	Pump	1
10	00008939	Straight fitting	1
11	00008922	Power (12V to 24V)	1
12	00001252	Screw GB/T 70.1 M5×12	2
13	00000605	Washer GB/T 97.1 5	2
14	00001113	Plug VSTI3/8ED	1
15	10019770	QSL metering device assembly 2	1
--	00008662	QSL metering device	1
--	00008958	Straight fitting	4
16	00002411	Bolt GB/T 5783 M10×45	2
17	00000679	Washer GB/T 93 10	2
18	10018529	Cover	1
19	00000875	Bolt GB/T 5783 M8×20	4
20	00000609	Washer GB/T 93 8	4
21	00000608	Washer GB/T 97.1 8	4
22	00002312	Bolt GB/T 5782 M6×45	2
23	00008840	Base plate	2
24	00008826	Hose clamp	1
25	10020666	Pipe assembly 10	1

702.1 Automatic Lubrication Systems - Chassis Components

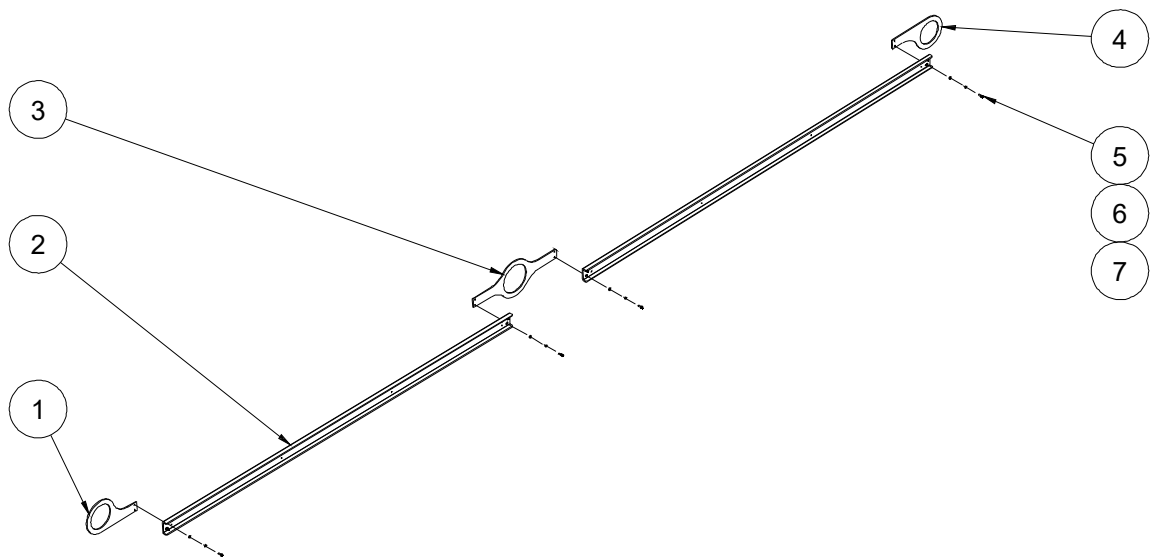


702.1 Automatic Lubrication Systems - Chassis Components

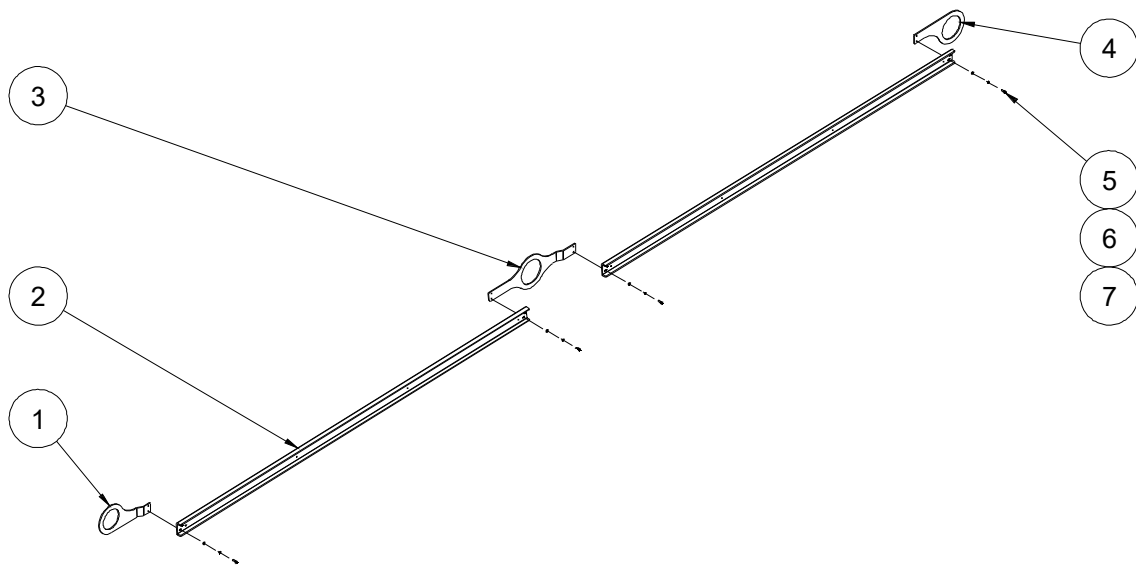
Item	Part No.	Description	Qty.
1	10020959	Pipe assembly 7	1
2	10019769	QSL metering device assembly 4	1
--	00008663	QSL metering device	1
--	00008958	Straight fitting	5
3	00001113	Plug VSTI3/8ED	1
4	10020637	Washer 3	6
5	00008665	Elbow	20
6	10018295	Fitting 1	14
7	00001332	Washer JB/T 982 10	22
8	10019172	Washer 1	2
9	10019173	Washer 2	4
10	00008846	Straight fitting	2
11	00002312	Bolt GB/T 5782 M6×45	4
12	00008840	Base plate	71
13	00008827	Hose clamp	28
14	00001033	Nut GB/T 6182 M6	4
15	10020859	Hose bridge 4	1
16	00000745	Bolt GB/T 5783 M6×12	4
17	00000620	Washer GB/T 97.1 6	14
18	00008839	Hose clamp	2
19	00003176	Bolt GB/T 5782 M6×40	108
20	00008844	Base plate	2
21	10020866	Pipe assembly 1	1
22	00008826	Hose clamp	44
23	10020898	Pipe assembly 4	2
24	10020868	Pipe assembly 2	1
25	10020955	Pipe assembly 5	4
26	00005158	Bolt GB/T 5782 M6×35	32
27	10020814	Hose bridge 1	1

702.1 Automatic Lubrication Systems - Chassis Components

Item	Part No.	Description	Qty.
28	10019394	QSL metering device assembly 1	1
--	00008825	QSL metering device	1
--	00008662	QSL metering device	1
--	10019226	Pipe assembly 4	1
--	00008958	Straight fitting	7
29	00000608	Washer GB/T 97.1 8	9
30	00000609	Washer GB/T 93 8	9
31	00002604	Bolt GB/T 5783 M8×40	9
32	10019771	QSL metering device assembly 3	1
--	00008664	QSL metering device	1
--	00008958	Straight fitting	6
33	10020896	Pipe assembly 3	1
34		Cable bridge assembly 1 (refer to 703.1)	1
35		Cable bridge assembly 2 (refer to 704.1)	1
36	10014141	Clamp	5
37	00000621	Washer GB/T 93 6	10
38	00008512	Screw GB/T 70.1 M6×10	11
39	10019190	Fitting 3	8
40	10020669	Protection plate 3	4
41	10019178	Protection plate 2	4
42	10020957	Pipe assembly 6	1
43	10019177	Protection plate 1	1
44	10005722	Clamp	1
45	10019174	Protection plate 3	4

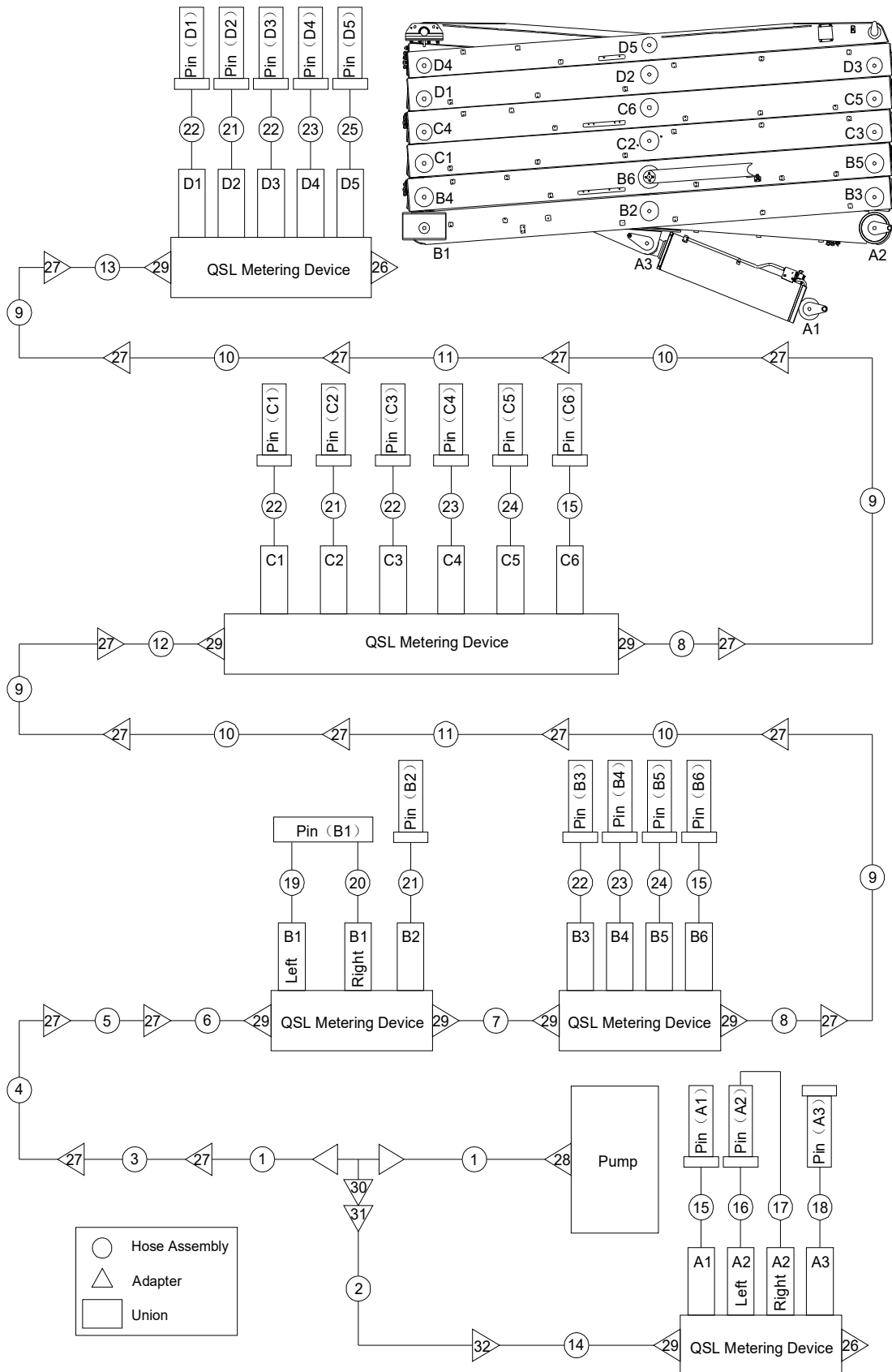
703.1 Cable Bridge Assembly 1**703.1 Cable Bridge Assembly 1**

Item	Part No.	Description	Qty.
1	10020816	Cable bridge bracket	1
2	10020817	Cable bridge	2
3	10020818	Cable bridge bracket	1
4	10020840	Cable bridge bracket	1
5	00000876	Screw GB/T 70.1 M6×16	8
6	00000621	Washer GB/T 93 6	8
7	00000620	Washer GB/T 97.1 6	8

704.1 Cable Bridge Assembly 2**704.1 Cable Bridge Assembly 2**

Item	Part No.	Description	Qty.
1	10020861	Cable bridge bracket	1
2	10020817	Cable bridge	2
3	10020860	Cable bridge bracket	1
4	10020840	Cable bridge bracket	1
5	00000876	Screw GB/T 70.1 M6×16	8
6	00000621	Washer GB/T 93 6	8
7	00000620	Washer GB/T 97.1 6	8

705.1 Automatic Lubrication Systems - Hoses and Fittings



705.1 Automatic Lubrication Systems - Hoses and Fittings

Item	Part No.	Description	Qty.
1	00004529	Hose assembly	2
2	00008865	Hose assembly	1
3	10020867	Pipe assembly 1	1
--	10020868	Pipe 1	1
--	00008836	Retaining Nut M16×1.5	2
--	00008837	Cutting ring 10	2
4	10020868	Pipe assembly 2	1
--	10020869	Pipe 2	1
--	00008836	Retaining Nut M16×1.5	2
--	00008837	Cutting ring 10	2
5	00005030	Hose assembly	1
6	10020896	Pipe assembly 3	1
--	10020897	Pipe 3	1
--	00008836	Retaining Nut M16×1.5	2
--	00008837	Cutting ring 10	2
7	10019226	Pipe assembly 4	1
--	10019227	Pipe 4	1
--	00008836	Retaining Nut M16×1.5	2
--	00008837	Cutting ring 10	2
8	10020898	Pipe assembly 4	2
--	10020899	Pipe 4	1
--	00008836	Retaining Nut M16×1.5	2
--	00008837	Cutting ring 10	2
9	00008862	Hose assembly	4
10	10020955	Pipe assembly 5	4
--	10020956	Pipe 5	1
--	00008836	Retaining Nut M16×1.5	2
--	00008837	Cutting ring 10	2
11	00008861	Hose assembly	2

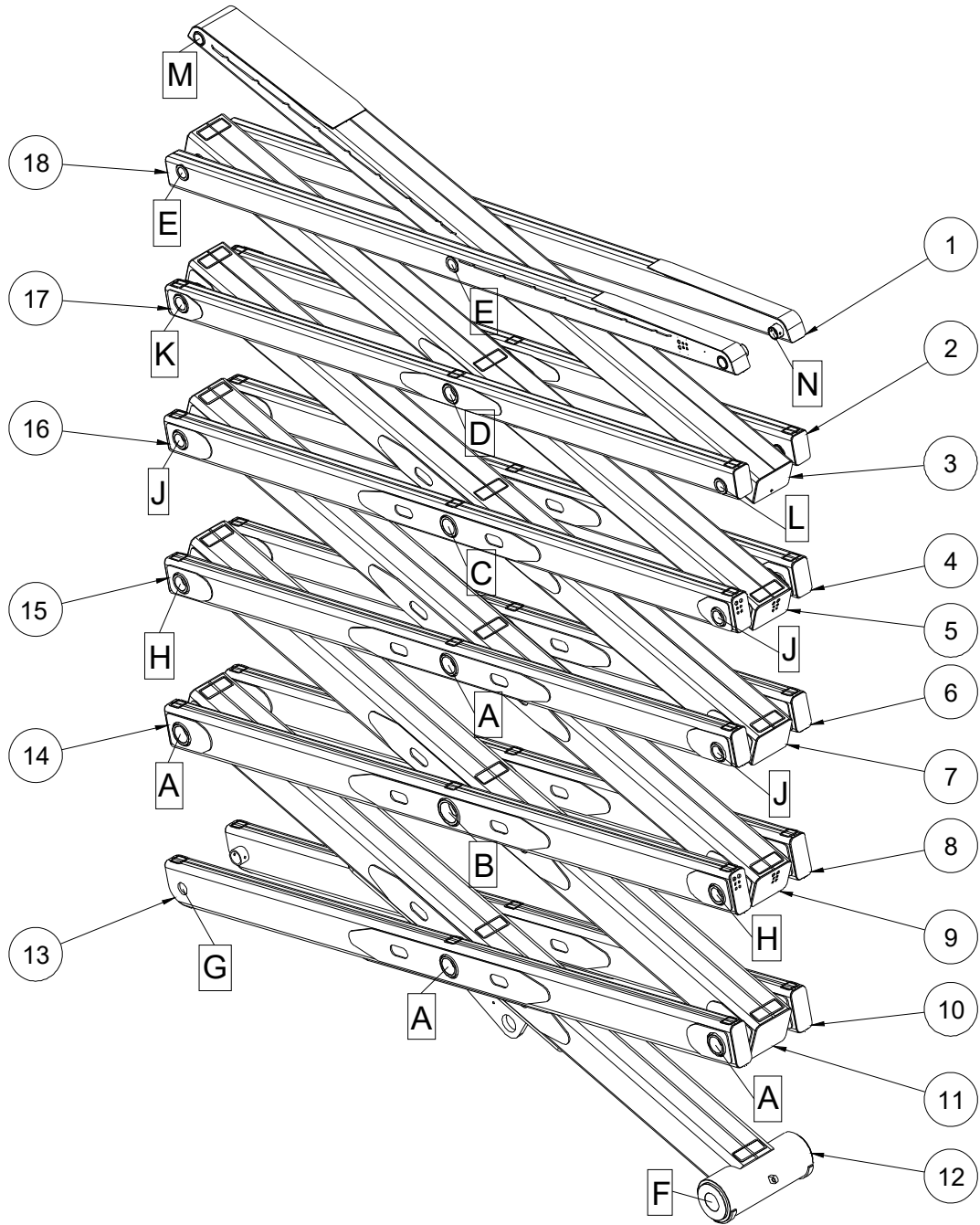
705.1 Automatic Lubrication Systems - Hoses and Fittings

Item	Part No.	Description	Qty.
12	10020957	Pipe assembly 6	1
--	10020958	Pipe 6	1
--	00008836	Retaining Nut M16×1.5	2
--	00008837	Cutting ring 10	2
13	10020959	Pipe assembly 7	1
--	10020965	Pipe 7	1
--	00008836	Retaining Nut M16×1.5	2
--	00008837	Cutting ring 10	2
14	10020666	Pipe assembly 10	1
--	10020667	Pipe 10	1
--	00008836	Retaining Nut M16×1.5	2
--	00008837	Cutting ring 10	2
15	10020837	Hose assembly L400	3
16	10021261	Hose assembly L1500	1
17	10021244	Hose assembly L2200	1
18	10020697	Hose assembly L4700	1
19	10020969	Hose assembly L7900	1
20	10020970	Hose assembly L9100	1
21	10021243	Hose assembly L5500	3
22	10020966	Hose assembly L8200	5
23	10021260	Hose assembly L2700	3
24	10021239	Hose assembly L3300	2
25	10021235	Hose assembly L300	1
26	00001113	Plug VSTI3/8ED	2
27	00004468	Straight fitting	16
28	00008939	Straight fitting	1
29	00001499	Straight fitting	8
30	00002102	Tee fitting	1
31	00001833	Elbow	1

705.1 Automatic Lubrication Systems - Hoses and Fittings

Item	Part No.	Description	Qty.
32	00002136	Straight fitting	1

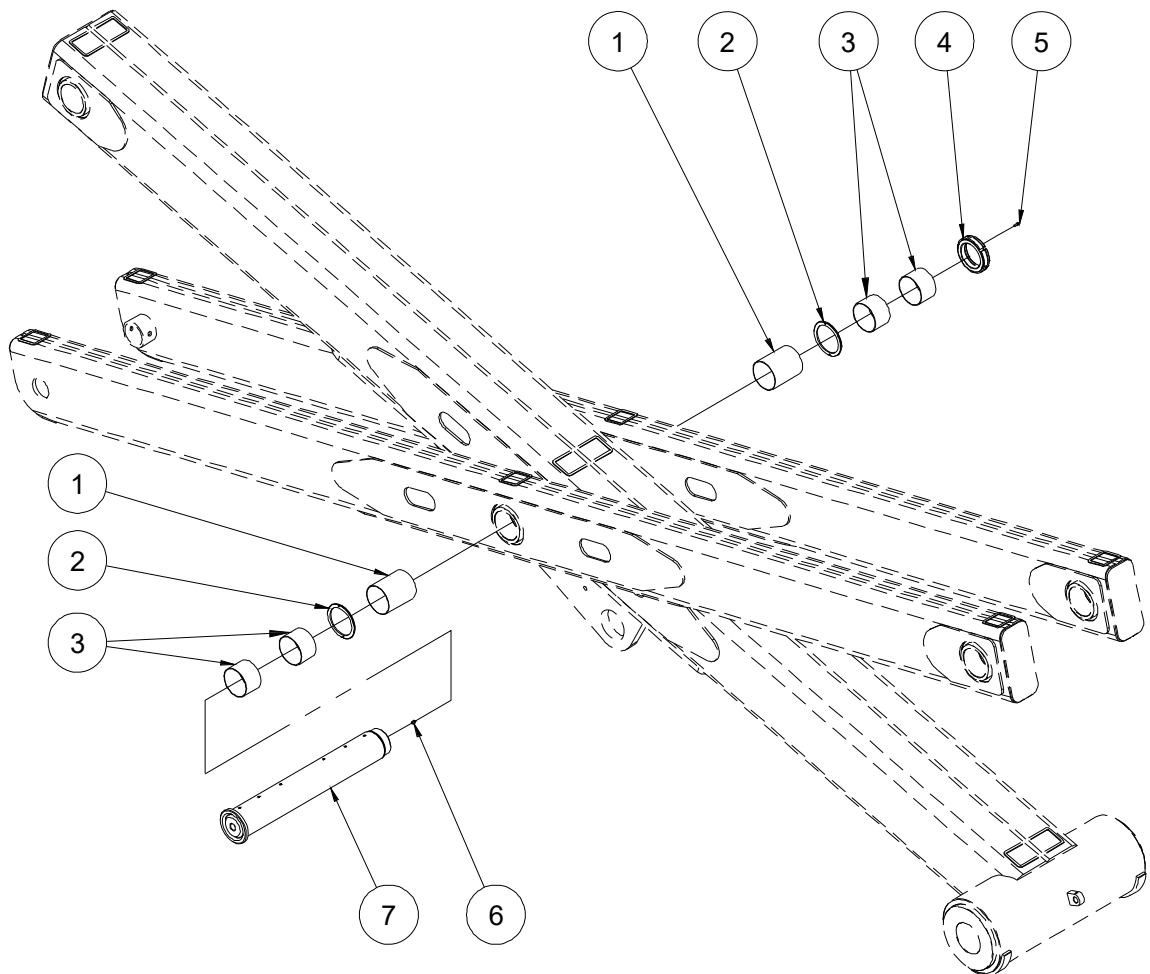
706.1 Automatic Lubrication Systems - Scissor Arms Installation



706.1 Automatic Lubrication Systems - Scissor Arms Installation

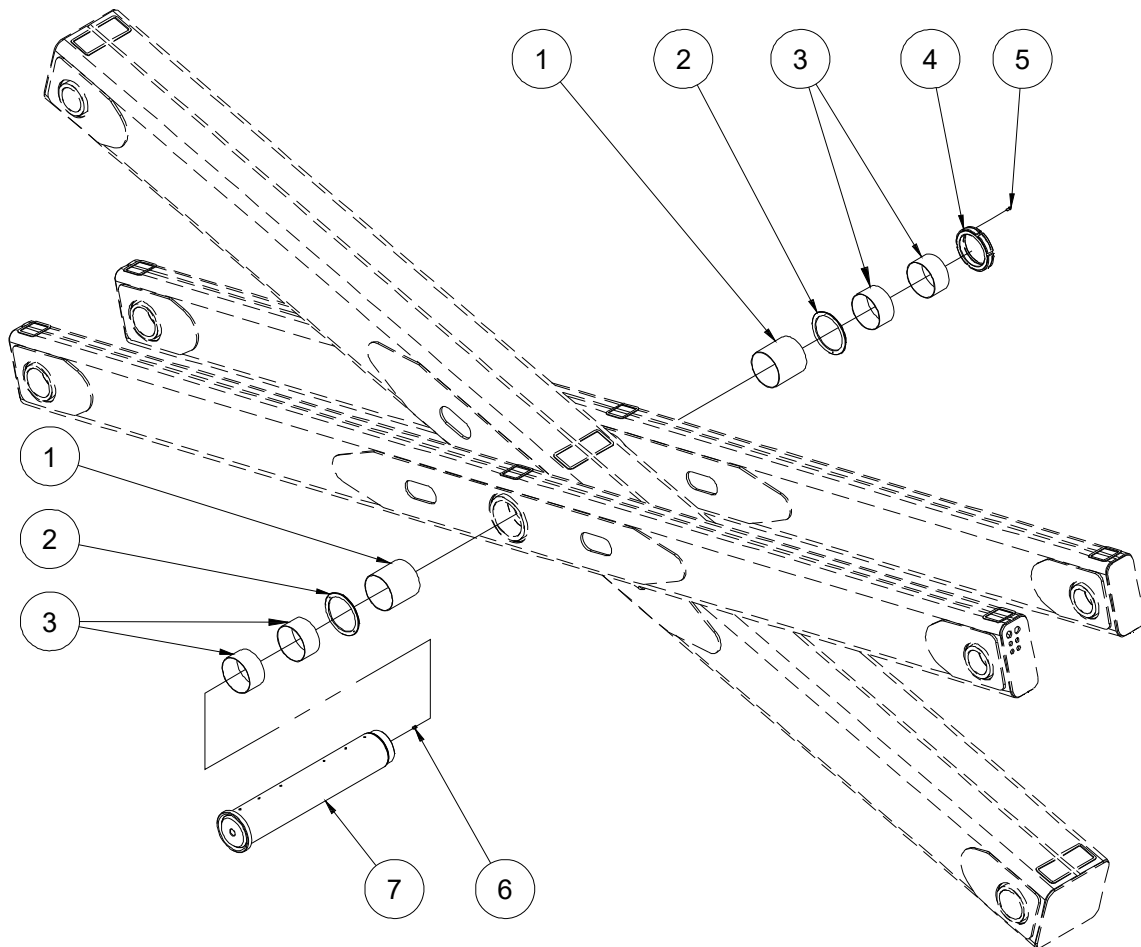
Item	Part No.	Description	Qty.
1	10021052	Outer arm 6, right	1
2	10021045	Outer arm 5	1
3	10021021	Inner arm 6	1
4	10021044	Outer arm 4, right	1
5	10021016	Inner arm 5	1
6	10021036	Outer arm 3	1
7	10021013	Inner arm 4	1
8	10021034	Outer arm 2, right	1
9	10021011	Inner arm 3	1
10	10020798	Outer arm 1, right	1
11	10021007	Inner arm 2	1
12	10020862	Inner arm 1	1
13	10020797	Outer arm 1, left	1
14	10020799	Outer arm 2, left	1
15	10020807	Outer arm 3, left	1
16	10020808	Outer arm 4, left	1
17	10020809	Outer arm 5, left	1
18	10020810	Outer arm 6, left	1

707.1 Automatic Lubrication Systems - Scissor Arm pin joint A



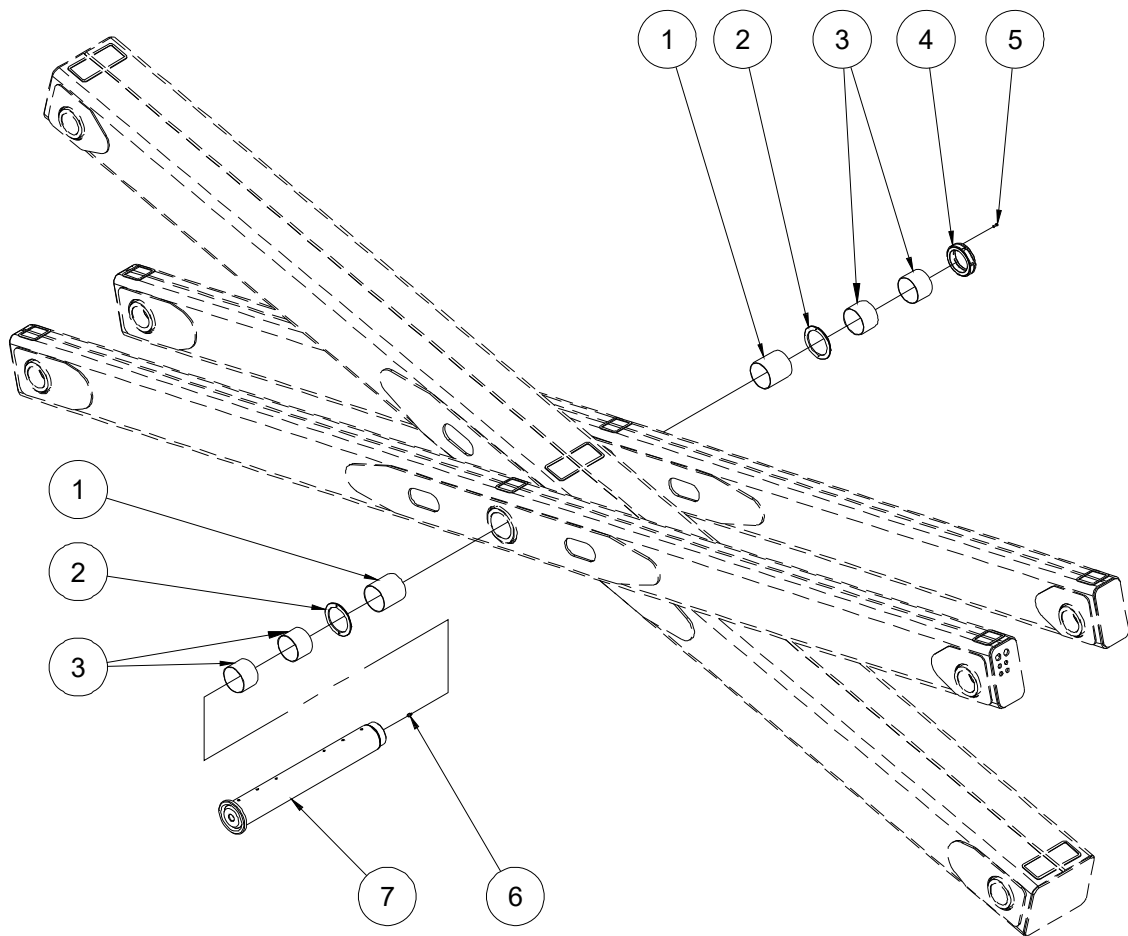
707.1 Automatic Lubrication Systems - Scissor Arm pin joint A

Item	Part No.	Description	Qty.
1	00009413	8812-120125150A Bearing	2
2	10009384	Washer 120	2
3	00009412	8812-12012580A Bearing	4
4	10017504	Nut M110	1
5	00000876	Screw GB/T 70.1 M6×16	6
6	00004483	Grease nipple GB/T 1152 M10×1	1
7	10019689	Pin 120	1

708.1 Automatic Lubrication Systems - Scissor Arm pin joint B**708.1 Automatic Lubrication Systems - Scissor Arm pin joint B**

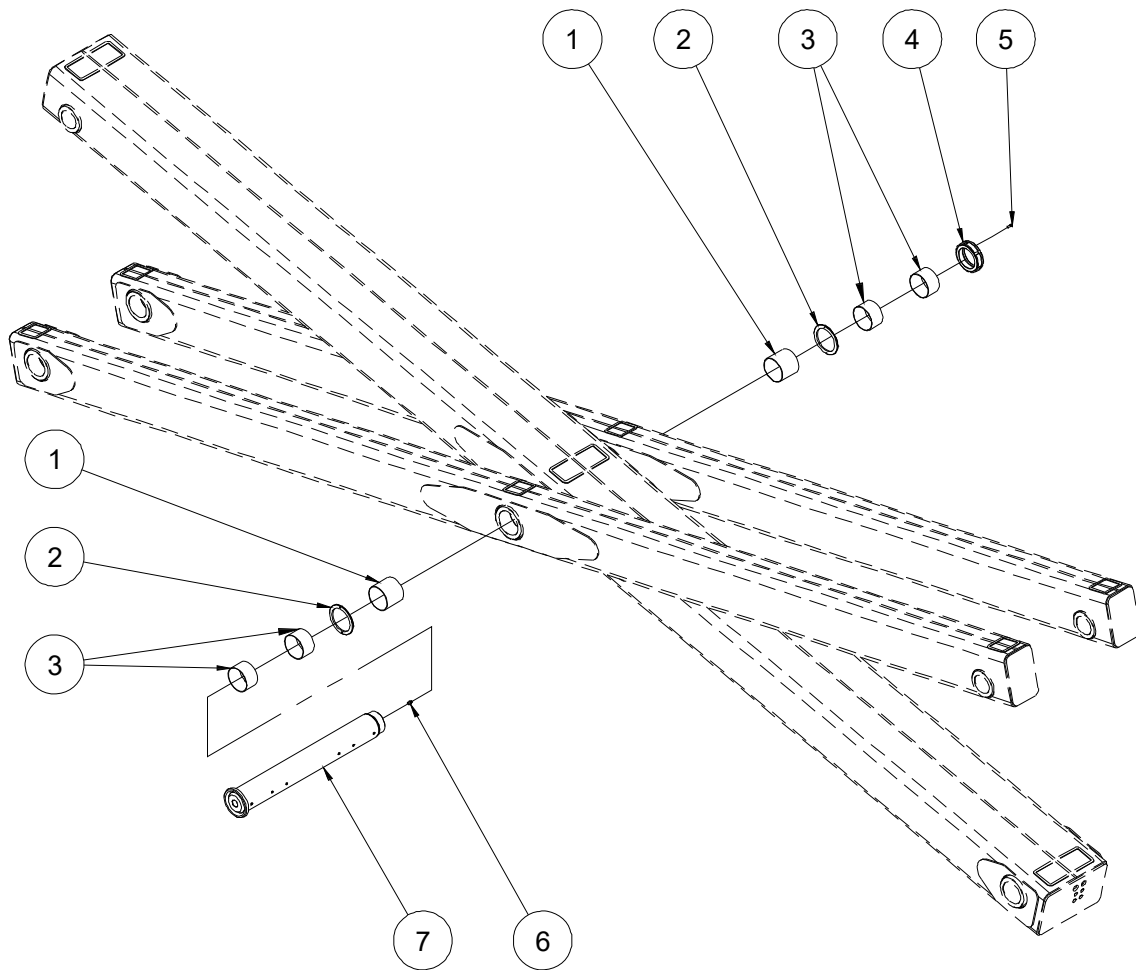
Item	Part No.	Description	Qty.
1	00009414	8812-150155150A Bearing	2
2	10016088	Washer 150	2
3	00007875	8812-15015580A Bearing	4
4	10017508	Nut M140	1
5	00000876	Screw GB/T 70.1 M6×16	6
6	00004483	Grease nipple GB/T 1152 M10×1	1
7	10019691	Pin 150	1

709.1 Automatic Lubrication Systems - Scissor Arm pin joint C



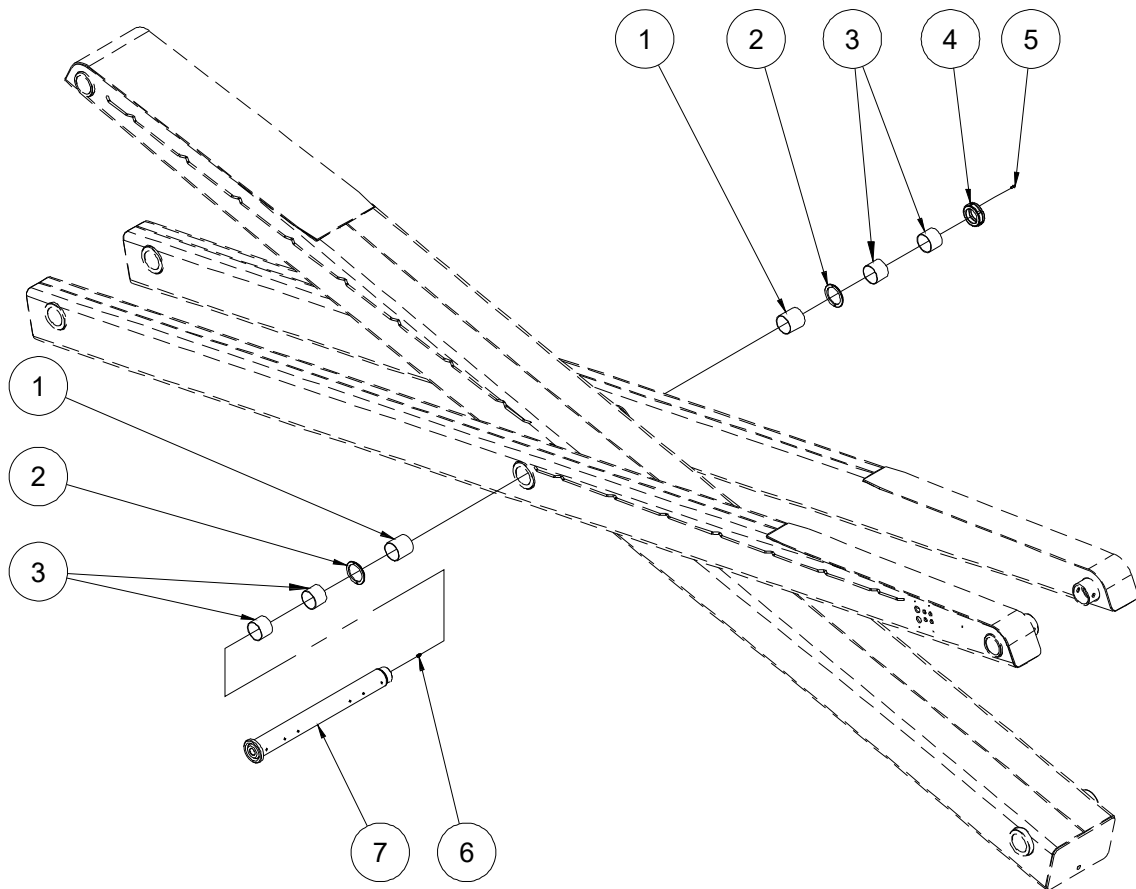
709.1 Automatic Lubrication Systems - Scissor Arm pin joint C

Item	Part No.	Description	Qty.
1	00009417	8812-110115120A Bearing	2
2	10016087	Washer 110	2
3	00009416	8812-11011580A Bearing	4
4	10017509	Nut M100	1
5	00000876	Screw GB/T 70.1 M6×16	6
6	00004483	Grease nipple GB/T 1152 M10×1	1
7	10019697	Pin 110	1

710.1 Automatic Lubrication Systems - Scissor Arm pin joint D**710.1 Automatic Lubrication Systems - Scissor Arm pin joint D**

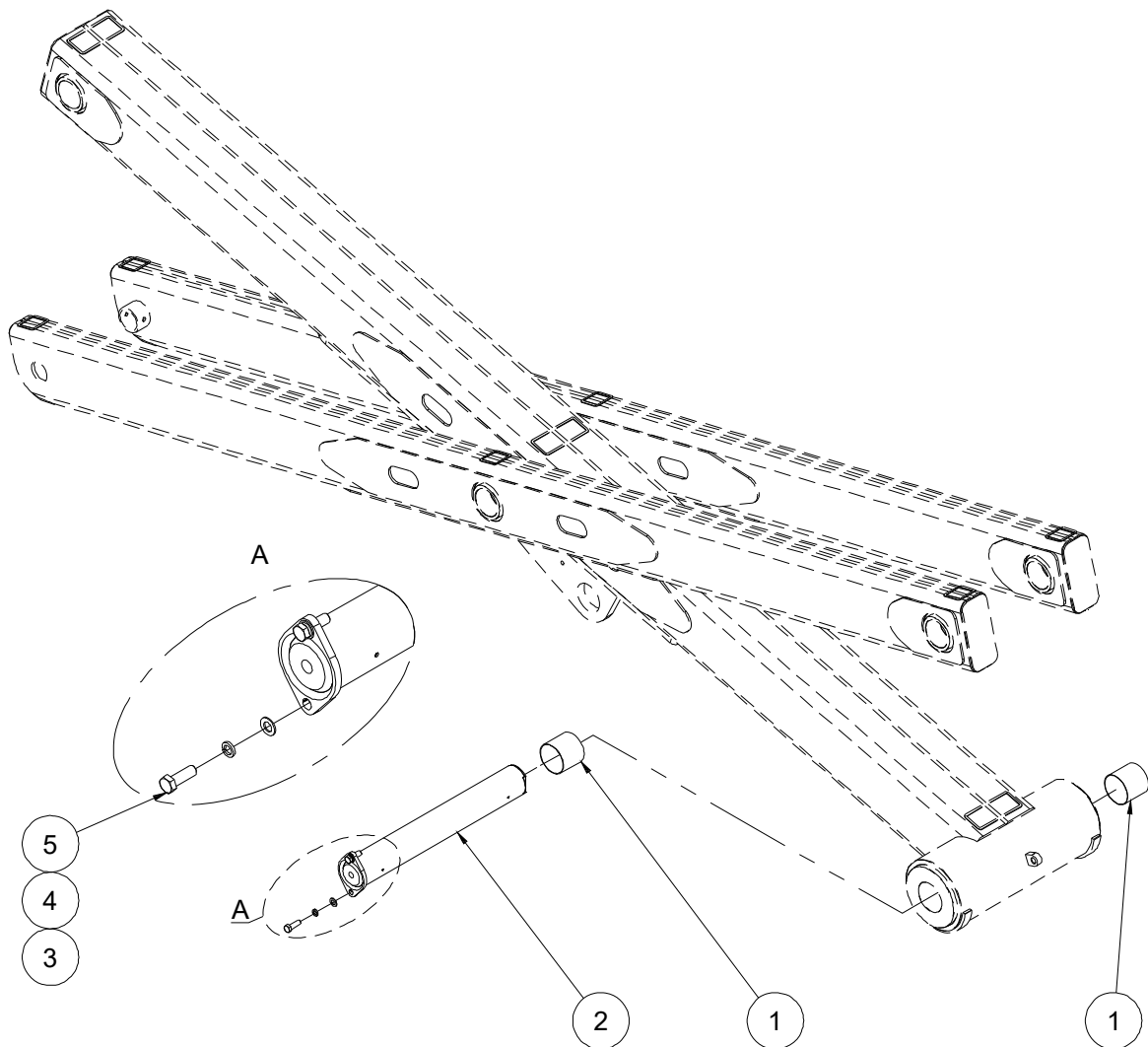
Item	Part No.	Description	Qty.
1	00006145	8812-10010590A Bearing	2
2	10009383	Washer 100	2
3	00006150	8812-10010560A Bearing	4
4	10017505	Nut M90	1
5	00000876	Screw GB/T 70.1 M6×16	4
6	00004483	Grease nipple GB/T 1152 M10×1	1
7	10019699	Pin 100-2	1

711.1 Automatic Lubrication Systems - Scissor Arm pin joint E



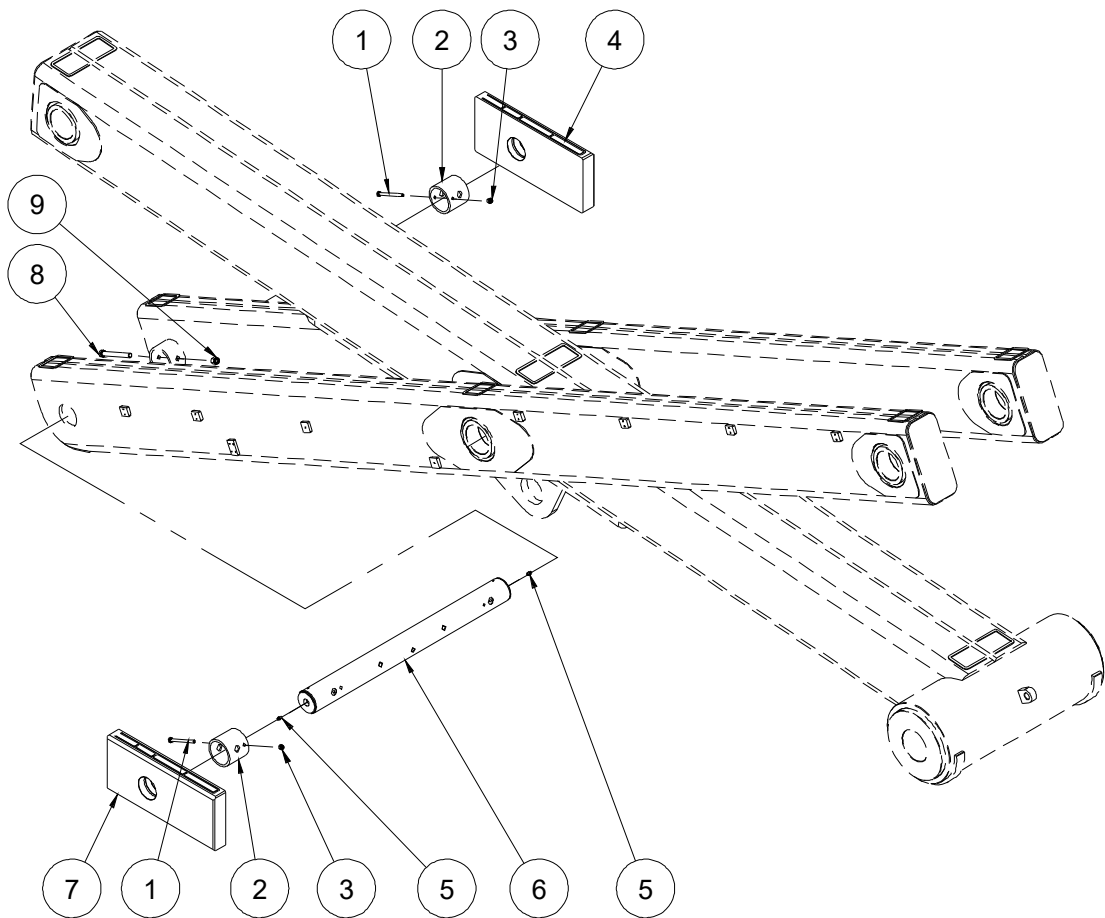
711.1 Automatic Lubrication Systems - Scissor Arm pin joint E

Item	Part No.	Description	Qty.
1	00006144	8812-758080A Bearing	2
2	10009374	Washer 75	2
3	00006143	8812-758060A Bearing	4
4	10017507	Nut M64	1
5	00002029	Screw GB/T 70.1 M6×12	4
6	00004483	Grease nipple GB/T 1152 M10×1	1
7	10016061	Pin 75	1

712.1 Automatic Lubrication Systems - Scissor Arm pin joint F**712.1 Automatic Lubrication Systems - Scissor Arm pin joint F**

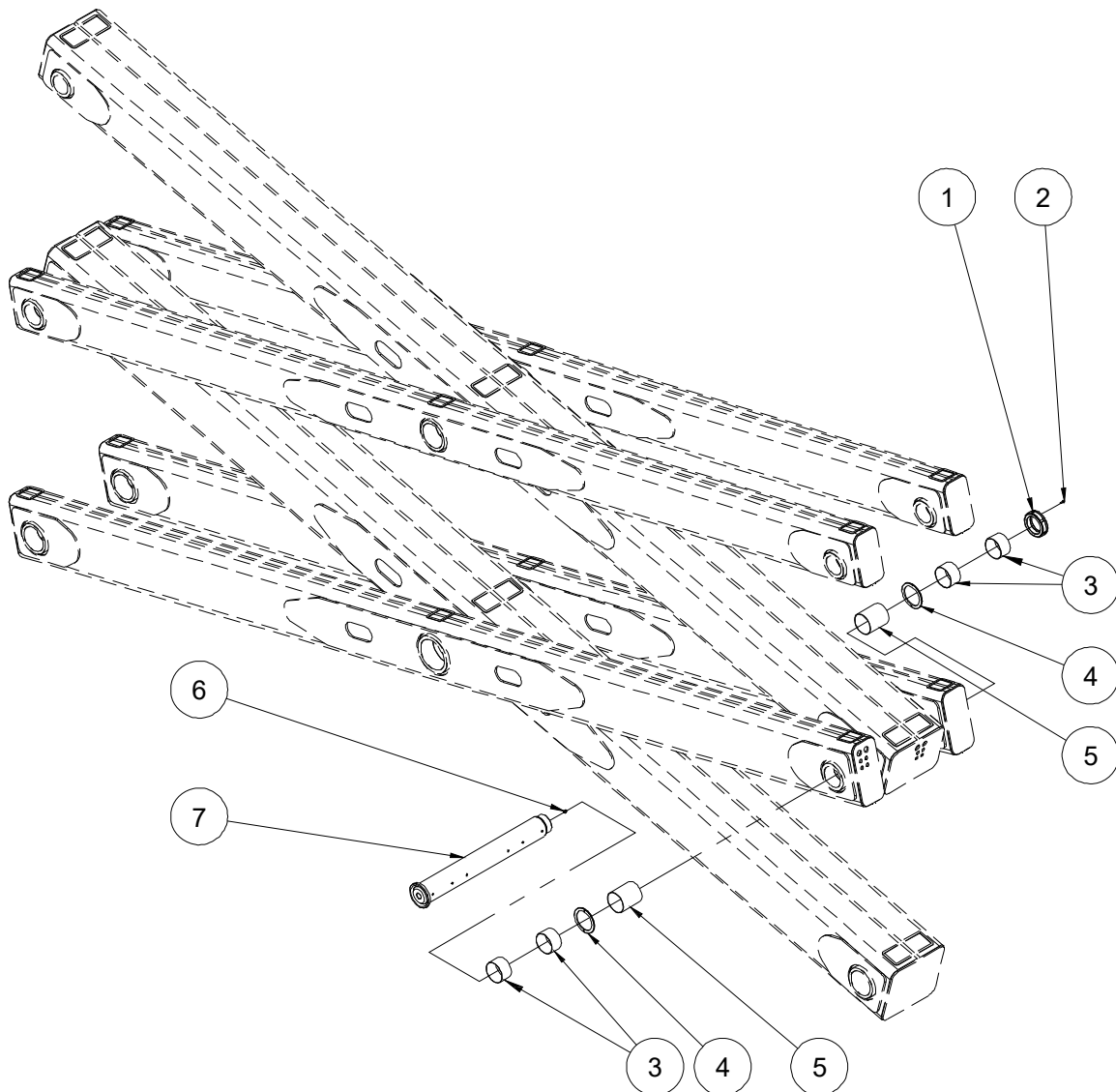
Item	Part No.	Description	Qty.
1	00008948	8812-130135120A Bearing	2
2	10020195	Pin	1
3	00001050	Washer GB/T 97.1 20	2
4	00002219	Washer GB/T 93 20	2
5	00006443	Bolt GB/T 5783 M20×60	2

713.1 Automatic Lubrication Systems - Scissor Arm pin joint G



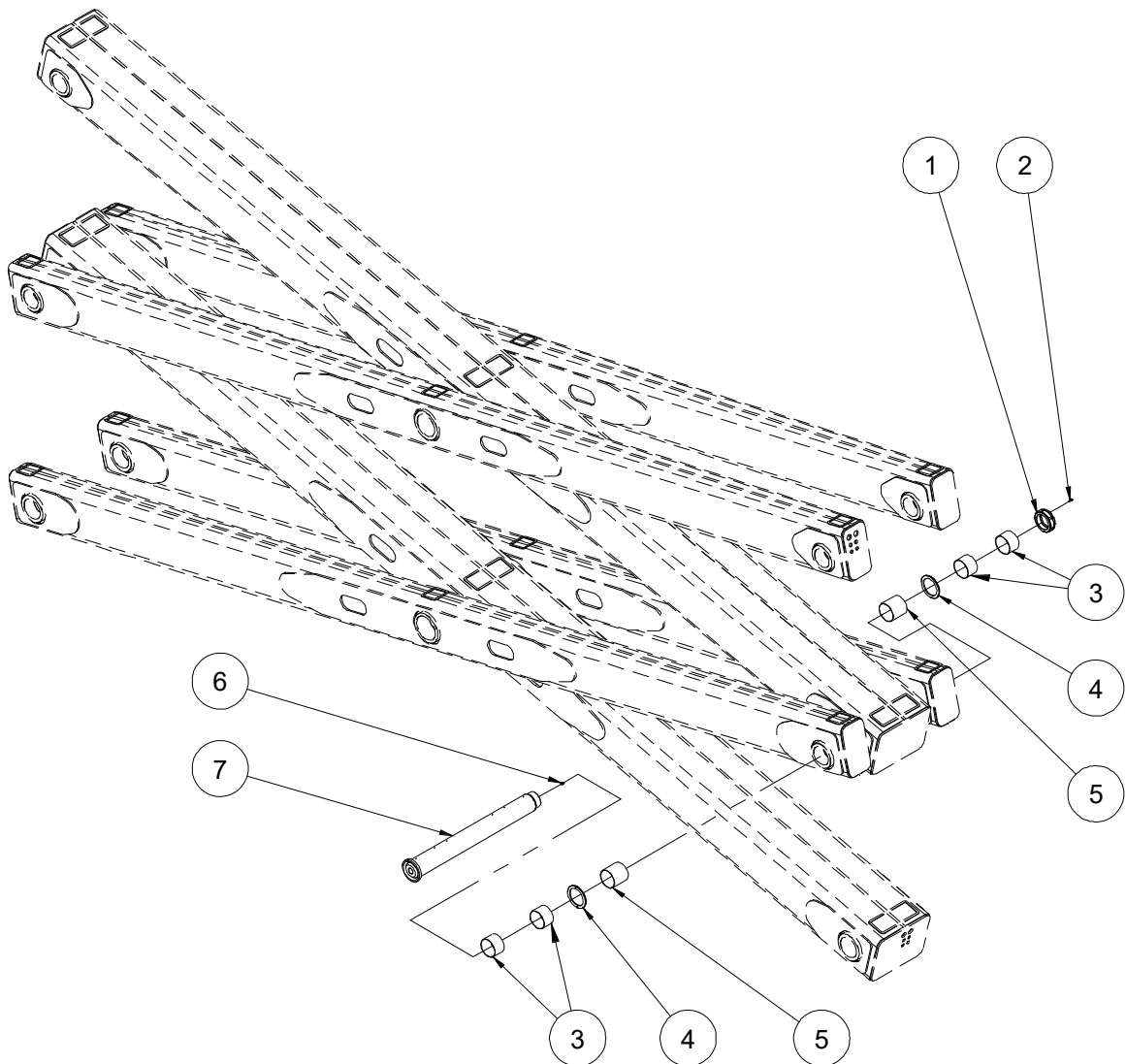
713.1 Automatic Lubrication Systems - Scissor Arm pin joint G

Item	Part No.	Description	Qty.
1	00006082	Bolt GB/T 5782 M10×130	2
2	10020812	Spacer sleeve 1	2
3	00000623	Nut GB/T 6182 M10	2
4	10019686	Chassis slider 1	1
5	00004483	Grease nipple GB/T 1152 M10×1	2
6	10020811	Pin	1
7	10019687	Chassis slider 2	1
8	00005163	Bolt GB/T 5782 M16×150	2
9	00001257	Nut GB/T 6182 M16	2

714.1 Automatic Lubrication Systems - Scissor Arm pin joint H**714.1 Automatic Lubrication Systems - Scissor Arm pin joint H**

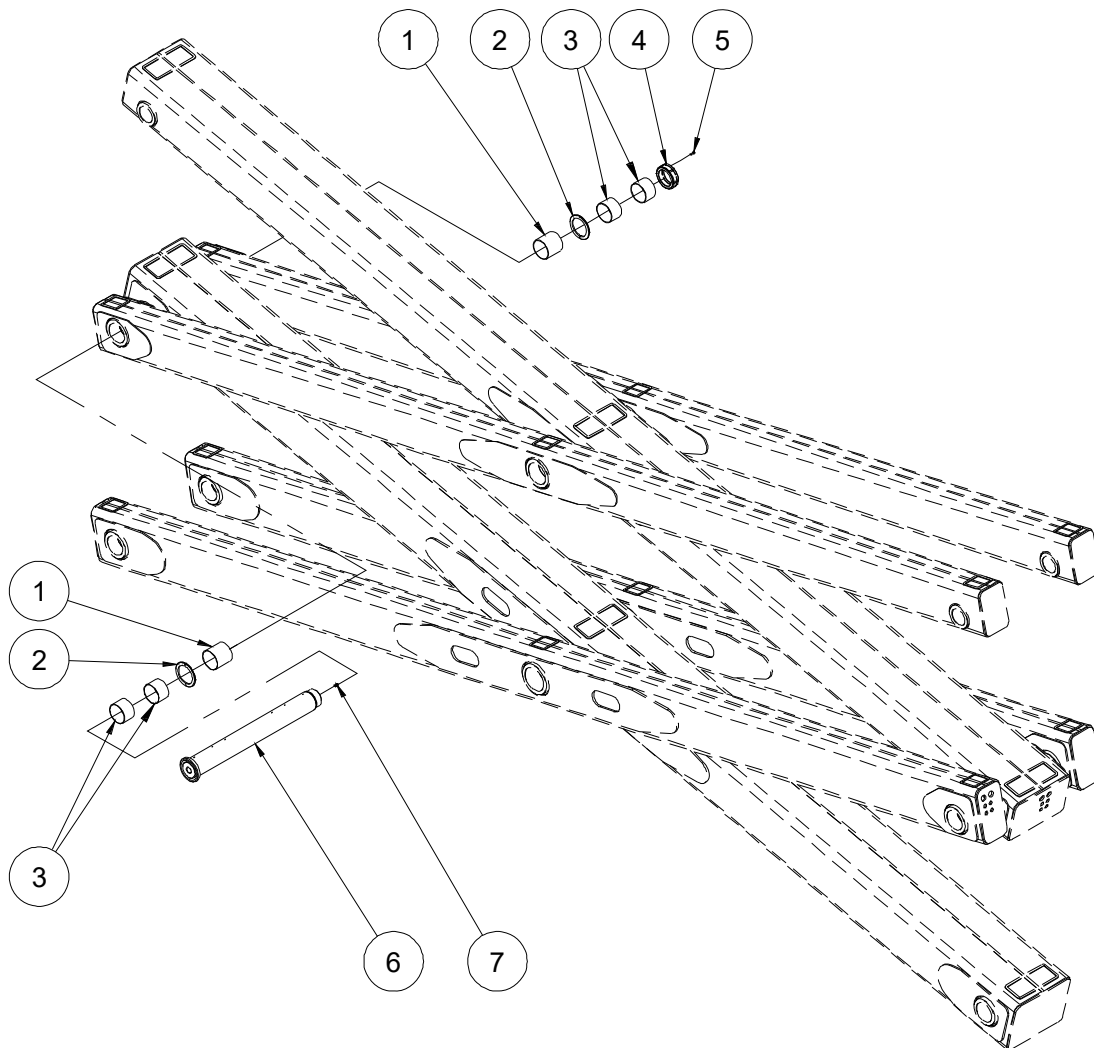
Item	Part No.	Description	Qty.
1	10017505	Nut M90	1
2	00000876	Screw GB/T 70.1 M6×16	4
3	00006150	8812-10010560A Bearing	4
4	10009383	Washer 100	2
5	00009415	8812-100105120A Bearing	2
6	00004483	Grease nipple GB/T 1152 M10×1	1
7	10019693	Pin 100-1	1

715.1 Automatic Lubrication Systems - Scissor Arm pin joint J

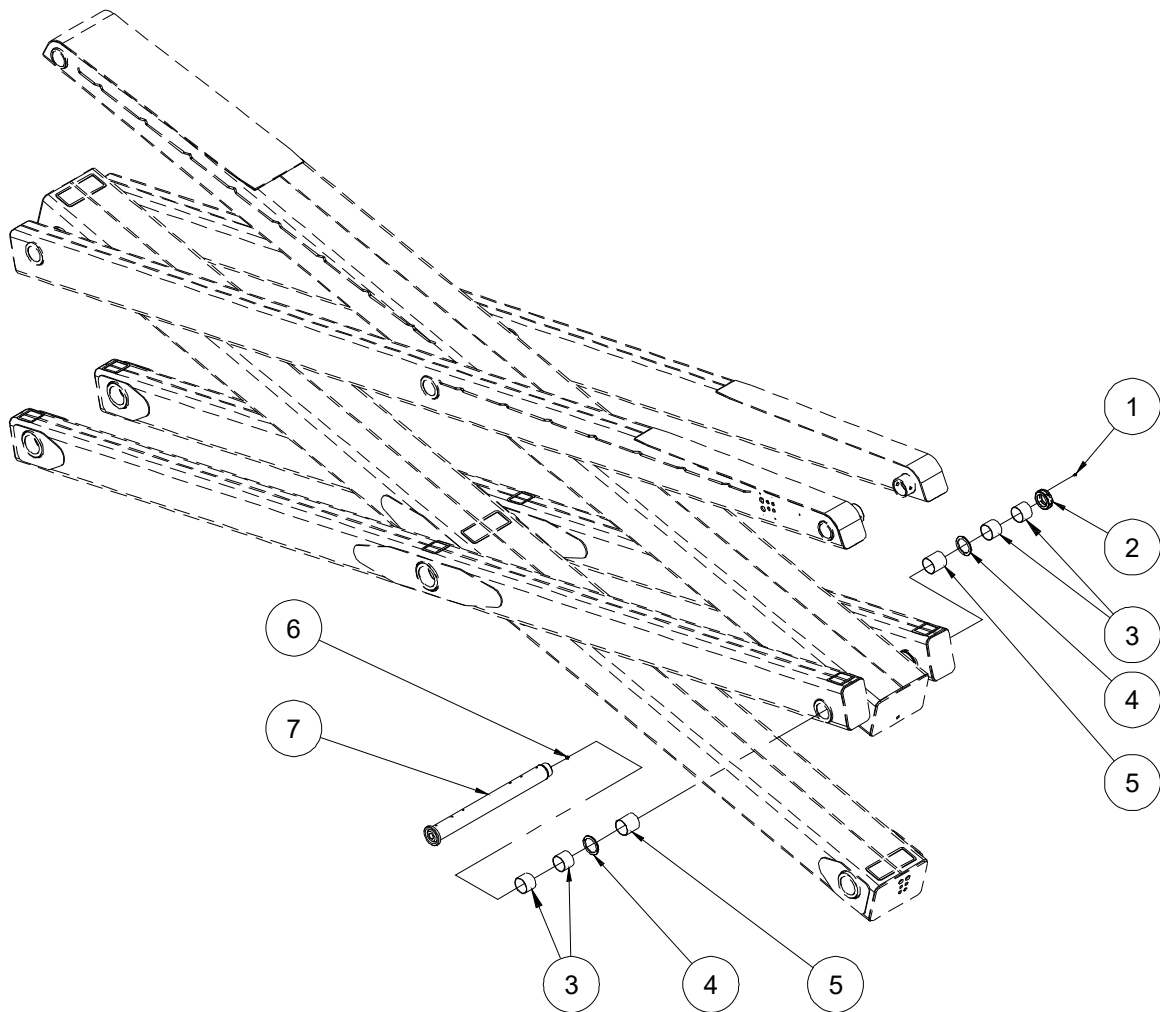


715.1 Automatic Lubrication Systems - Scissor Arm pin joint J

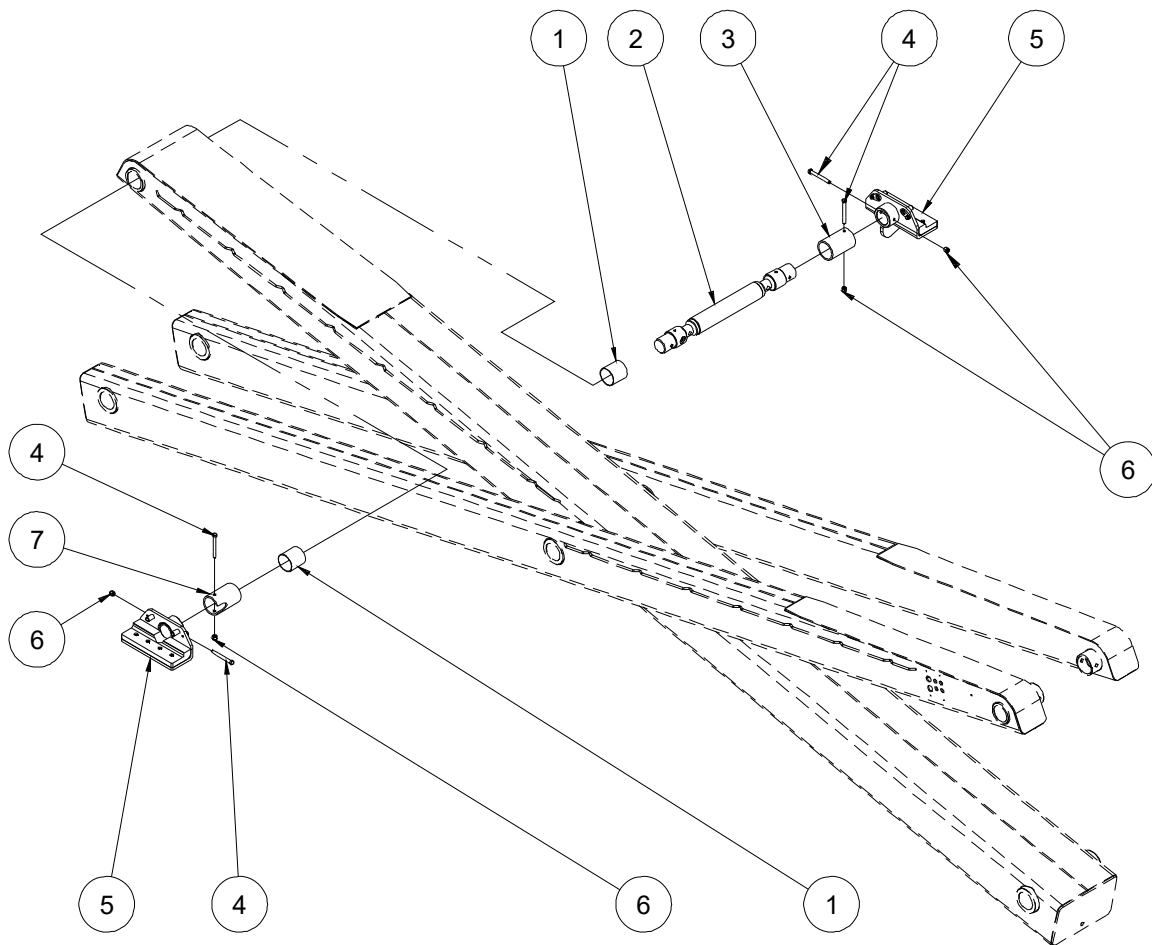
Item	Part No.	Description	Qty.
1	10017506	Nut M80	1
2	00000876	Screw GB/T 70.1 M6×16	4
3	00006149	8812-909560A Bearing	4
4	10009382	Washer 90	2
5	00006140	8812-909590A Bearing	2
6	00004483	Grease nipple GB/T 1152 M10×1	1
7	10019695	Pin 90-1	1

716.1 Automatic Lubrication Systems - Scissor Arm pin joint K**716.1 Automatic Lubrication Systems - Scissor Arm pin joint K**

Item	Part No.	Description	Qty.
1	00006140	8812-909590A Bearing	2
2	10009382	Washer 90	2
3	00006149	8812-909560A Bearing	4
4	10017506	Nut M80	1
5	00000876	Screw GB/T 70.1 M6×16	4
6	10019705	Pin 90-2	1
7	00004483	Grease nipple GB/T 1152 M10×1	1

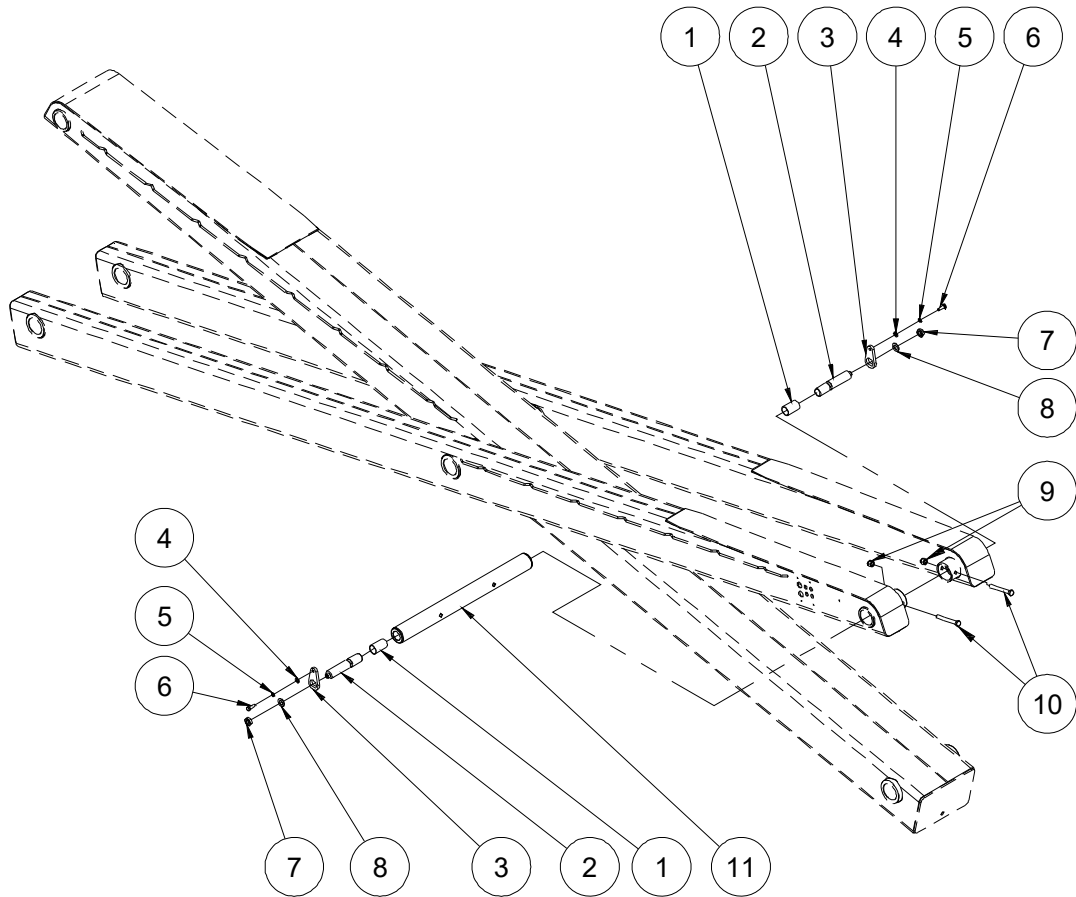
717.1 Automatic Lubrication Systems - Scissor Arm pin joint L**717.1 Automatic Lubrication Systems - Scissor Arm pin joint L**

Item	Part No.	Description	Qty.
1	00000876	Screw GB/T 70.1 M6×16	4
2	10017531	Nut M64	1
3	00006143	8812-758060A Bearing	4
4	10009374	Washer 75	2
5	00006144	8812-758080A Bearing	2
6	00004483	Grease nipple GB/T 1152 M10×1	1
7	10019702	Pin 75	1

718.1 Automatic Lubrication Systems - Scissor Arm pin joint M**718.1 Automatic Lubrication Systems - Scissor Arm pin joint M**

Item	Part No.	Description	Qty.
1	00006166	8812-758080 Bearing	2
2	10018244	Pin	1
3	10018249	Spacer sleeve	1
4	00006174	Bolt GB/T 5782 M12×110	4
5		Platform slider assembly (refet to 215.1)	2
6	00001249	Nut GB/T 6182 M12	4
7	10018258	Spacer sleeve	1

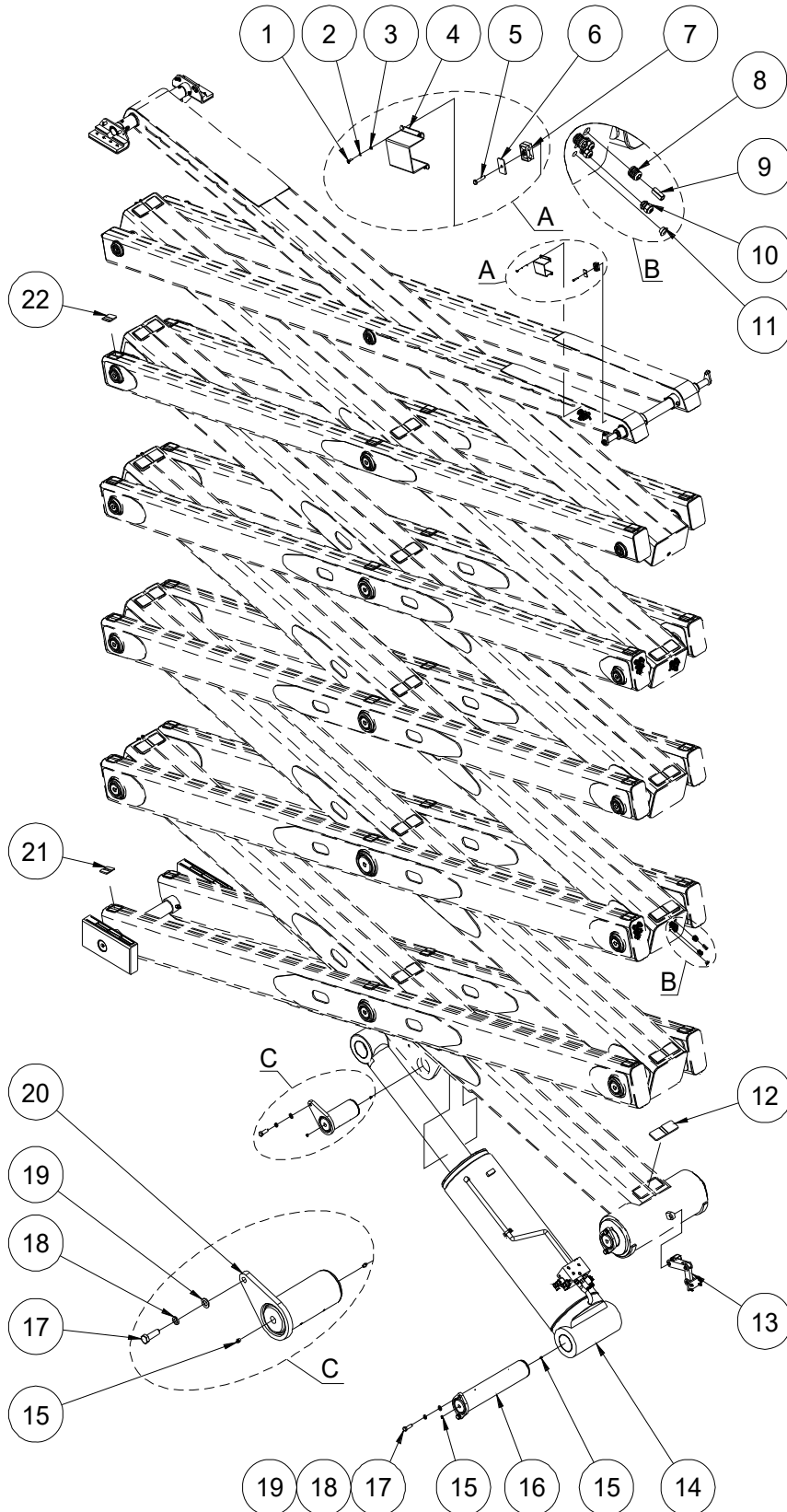
719.1 Automatic Lubrication Systems - Scissor Arm pin joint N



719.1 Automatic Lubrication Systems - Scissor Arm pin joint N

Item	Part No.	Description	Qty.
1	00006165	8812-404470 Bearing	2
2	10009398	Pin	2
3	10009399	Pin fixing plate	2
4	00000814	Washer GB/T 97.1 12	2
5	00000815	Washer GB/T 93 12	2
6	00002046	Bolt GB/T 5783 M12×35	2
7	00001998	Nut GB/T 6173 M22×1.5	2
8	00002550	Washer GB/T 97.1 22	2
9	00001257	Nut GB/T 6182 M16	2
10	00001109	Bolt GB/T 5782 M16×130	2
11	10018243	Pin	1

720.1 Automatic Lubrication Systems - Lift cylinder and Scissor Accessory Installation



720.1 Automatic Lubrication Systems - Lift cylinder and Scissor Accessory Installation

Item	Part No.	Description	Qty.
1	00001252	Screw GB/T 70.1 M5×12	4
2	00000606	Washer GB/T 93 5	4
3	00000605	Washer GB/T 97.1 5	4
4	10017530	Cover	1
5	00002604	Bolt GB/T 5783 M8×40	1
6	10000047	Base plate	1
7	00000538	Hose clamp	1
8	00001829	Water-proof joint M30×1.5	24
9	10009675	Sheath	24
10	00006128	Water-proof joint M20×1.5	36
11	00006177	Cover	22
12	10020437	Block	15
13		Rotary sensor assembly (refer to 217.1)	1
14		Lift cylinder assembly (without seal kit) (refer to 401.1)	1
15	00004483	Grease nipple GB/T 1152 M10×1	20
16	10019795	Pin	1
17	00006443	Bolt GB/T 5783 M20×60	5
18	00002219	Washer GB/T 93 20	5
19	00001050	Washer GB/T 97.1 20	5
20	10015879	Pin	1
21	10020438	Block	18
22	10025498	Block	12

Zhejiang Dingli Machinery Co., Ltd.

No.188 Qihang Road. Deqing Zhejiang P.R.

China 313219

Tel: +86-572-8681688

Fax: +86-572-8681690

Web: www.cndingli.com

E-mail: market@cndingli.com

DINGLI